

CONSOLIDATED STATEMENT OF APPROPRIATIONS, ALLOTMENTS, OBLIGATIONS, DISBURSEMENTS AND BALANCES

FAR No. 1
By Program/Project/Activity
By Allotment Class

For the Period: 01-Jan-25 — 30-Jun-25

Department: 07 - Department of Education
Agency: 001 - Office of the Secretary
Operating Unit: Division of Valenzuela
Division: Valenzuela City
Region: National Capital Region
Organizational Code (UACS): 070010813016
Funding Source Code: 01 104102

Automatic Appropriations
Current Appropriations

| UACS CODE / PARTICULARS | APPROPRIATIONS | | | ALLOTMENTS | | | | | CURRENT YEAR OBLIGATIONS | | | | |
|---|---------------------------|--|-------------------------|---------------------|---------------------------------------|-------------|---------------|---------------------------|--------------------------|------------------------|-----------------------------|----------------------------|-------------------|
| | Authorized Appropriations | Adjustments (Transfer To)/From Realignment | Adjusted Appropriations | Allotments Received | Adjustments (Withdrawal, Realignment) | Transfer To | Transfer From | Adjusted Total Allotments | 1st Qtr Ending March 31 | 2nd Qtr Ending June 30 | 3rd Qtr Ending September 30 | 4th Qtr Ending December 31 | Total Obligations |
| I. CURRENT YEAR BUDGET/APPROPRIATIONS | | | | | | | | | | | | | |
| 2. Automatic Appropriations | | | | | | | | | | | | | |
| General Administration and Support (GAS) | | | | | | | | | | | | | |
| 100000100001000 RLIP - General Management and Supervision - Division Office - Proper | | | | | | | | | | | | | |
| RLIP | 2,095,000.00 | 189,000.00 | 2,284,000.00 | 2,284,000.00 | 0.00 | 0.00 | 0.00 | 2,284,000.00 | 349,166.66 | 349,166.66 | 0.00 | 0.00 | 698,333.32 |
| Total | 2,095,000.00 | 189,000.00 | 2,284,000.00 | 2,284,000.00 | 0.00 | 0.00 | 0.00 | 2,284,000.00 | 349,166.66 | 349,166.66 | 0.00 | 0.00 | 698,333.32 |
| Support to Operations (STO) | | | | | | | | | | | | | |
| 200000100006000 RLIP - Learner Support Programs | | | | | | | | | | | | | |
| RLIP | 250,000.00 | 24,000.00 | 274,000.00 | 274,000.00 | 0.00 | 0.00 | 0.00 | 274,000.00 | 41,666.66 | 41,666.66 | 0.00 | 0.00 | 83,333.32 |
| Total | 250,000.00 | 24,000.00 | 274,000.00 | 274,000.00 | 0.00 | 0.00 | 0.00 | 274,000.00 | 41,666.66 | 41,666.66 | 0.00 | 0.00 | 83,333.32 |
| Operations | | | | | | | | | | | | | |
| EDUCATION POLICY DEVELOPMENT PROGRAM | | | | | | | | | | | | | |
| 310100100002000 RLIP - Policy and Research Program | | | | | | | | | | | | | |
| RLIP | 915,000.00 | 87,000.00 | 1,002,000.00 | 1,002,000.00 | 0.00 | 0.00 | 0.00 | 1,002,000.00 | 152,500.00 | 152,500.00 | 0.00 | 0.00 | 305,000.00 |
| Total | 915,000.00 | 87,000.00 | 1,002,000.00 | 1,002,000.00 | 0.00 | 0.00 | 0.00 | 1,002,000.00 | 152,500.00 | 152,500.00 | 0.00 | 0.00 | 305,000.00 |
| 310100100004000 RLIP - Curricular Programs, Learning Management Models, Standards and Strategy Development | | | | | | | | | | | | | |
| RLIP | 2,460,000.00 | 230,000.00 | 2,690,000.00 | 2,690,000.00 | 0.00 | 0.00 | 0.00 | 2,690,000.00 | 410,000.00 | 410,000.00 | 0.00 | 0.00 | 820,000.00 |
| Total | 2,460,000.00 | 230,000.00 | 2,690,000.00 | 2,690,000.00 | 0.00 | 0.00 | 0.00 | 2,690,000.00 | 410,000.00 | 410,000.00 | 0.00 | 0.00 | 820,000.00 |
| BASIC EDUCATION INPUTS PROGRAM | | | | | | | | | | | | | |
| 310200100002000 RLIP - New School Personnel Positions | | | | | | | | | | | | | |
| RLIP | 0.00 | 1,720,574.00 | 1,720,574.00 | 1,720,574.00 | 0.00 | 0.00 | 0.00 | 1,720,574.00 | 0.00 | 612,582.63 | 0.00 | 0.00 | 612,582.63 |
| Total | 0.00 | 1,720,574.00 | 1,720,574.00 | 1,720,574.00 | 0.00 | 0.00 | 0.00 | 1,720,574.00 | 0.00 | 612,582.63 | 0.00 | 0.00 | 612,582.63 |
| SUPPORT TO SCHOOLS AND LEARNERS PROGRAM | | | | | | | | | | | | | |
| 310400100002000 RLIP - Operation of Schools - Elementary (Kinder to Grade 6) | | | | | | | | | | | | | |
| RLIP | 110,341,000.00 | 11,339,000.00 | 121,680,000.00 | 121,680,000.00 | 0.00 | 0.00 | 0.00 | 121,680,000.00 | 19,114,917.12 | 31,830,046.25 | 0.00 | 0.00 | 50,944,963.37 |
| Total | 110,341,000.00 | 11,339,000.00 | 121,680,000.00 | 121,680,000.00 | 0.00 | 0.00 | 0.00 | 121,680,000.00 | 19,114,917.12 | 31,830,046.25 | 0.00 | 0.00 | 50,944,963.37 |
| 310400100003000 RLIP - Operation of Schools - Junior High School (Grade 7 to Grade 10) | | | | | | | | | | | | | |
| RLIP | 96,872,000.00 | 9,962,000.00 | 106,834,000.00 | 106,834,000.00 | 0.00 | 0.00 | 0.00 | 106,834,000.00 | 21,072,264.93 | 30,710,363.91 | 0.00 | 0.00 | 51,782,628.84 |
| Total | 96,872,000.00 | 9,962,000.00 | 106,834,000.00 | 106,834,000.00 | 0.00 | 0.00 | 0.00 | 106,834,000.00 | 21,072,264.93 | 30,710,363.91 | 0.00 | 0.00 | 51,782,628.84 |

CONSOLIDATED STATEMENT OF APPROPRIATIONS, ALLOTMENTS, OBLIGATIONS, DISBURSEMENTS AND BALANCES

FAR No. 1
By Program/Project/Activity
By Allotment Class

For the Period: 01-Jan-25 to 30-Jun-25

Department: 07 - Department of Education
Agency: 001 - Office of the Secretary
Operating Unit: Division of Valenzuela
Division: Valenzuela City
Region: National Capital Region
Organizational Code (UACS): 070010813016
Funding Source Code: 01 104102

Automatic Appropriations
Current Appropriations

| UACS CODE / PARTICULARS | CURRENT YEAR DISBURSEMENTS | | | | | BALANCES | | UNPAID OBLIGATIONS | |
|--|-------------------------------|------------------------------|-----------------------------------|----------------------------------|------------------------|------------------------------|--------------------------|-----------------------|----------------------------------|
| | 1st Qtr Ending March 31 | 2nd Qtr Ending June 30 | 3rd Qtr Ending September 30 | 4th Qtr Ending December 31 | Total Disbursements | Unreleased Appropriations | Unobligated Allotment | Due and Demandable | Not Yet Due and Demandable |
| I. CURRENT YEAR BUDGET/APPROPRIATIONS | | | | | | | | | |
| 2. Automatic Appropriations | | | | | | | | | |
| General Administration and Support (GAS) | | | | | | | | | |
| 100000100001000 RLIP - General Management and Supervision - Division Office - Proper | | | | | | | | | |
| RLIP | 349,166.66 | 349,166.66 | 0.00 | 0.00 | 698,333.32 | 0.00 | 1,585,666.68 | 0.00 | 0.00 |
| Total | 349,166.66 | 349,166.66 | 0.00 | 0.00 | 698,333.32 | 0.00 | 1,585,666.68 | 0.00 | 0.00 |
| Support to Operations (STO) | | | | | | | | | |
| 200000100006000 RLIP - Learner Support Programs | | | | | | | | | |
| RLIP | 41,666.66 | 41,666.66 | 0.00 | 0.00 | 83,333.32 | 0.00 | 190,666.68 | 0.00 | 0.00 |
| Total | 41,666.66 | 41,666.66 | 0.00 | 0.00 | 83,333.32 | 0.00 | 190,666.68 | 0.00 | 0.00 |
| Operations | | | | | | | | | |
| EDUCATION POLICY DEVELOPMENT PROGRAM | | | | | | | | | |
| 310100100002000 RLIP - Policy and Research Program | | | | | | | | | |
| RLIP | 152,500.00 | 152,500.00 | 0.00 | 0.00 | 305,000.00 | 0.00 | 697,000.00 | 0.00 | 0.00 |
| Total | 152,500.00 | 152,500.00 | 0.00 | 0.00 | 305,000.00 | 0.00 | 697,000.00 | 0.00 | 0.00 |
| 310100100004000 RLIP - Curricular Programs, Learning Management Models, Standards and Strategy Development | | | | | | | | | |
| RLIP | 410,000.00 | 410,000.00 | 0.00 | 0.00 | 820,000.00 | 0.00 | 1,870,000.00 | 0.00 | 0.00 |
| Total | 410,000.00 | 410,000.00 | 0.00 | 0.00 | 820,000.00 | 0.00 | 1,870,000.00 | 0.00 | 0.00 |
| BASIC EDUCATION INPUTS PROGRAM | | | | | | | | | |
| 310200100002000 RLIP - New School Personnel Positions | | | | | | | | | |
| RLIP | 0.00 | 612,582.63 | 0.00 | 0.00 | 612,582.63 | 0.00 | 1,107,991.37 | 0.00 | 0.00 |
| Total | 0.00 | 612,582.63 | 0.00 | 0.00 | 612,582.63 | 0.00 | 1,107,991.37 | 0.00 | 0.00 |
| SUPPORT TO SCHOOLS AND LEARNERS PROGRAM | | | | | | | | | |
| 310400100002000 RLIP - Operation of Schools - Elementary (Kinder to Grade 6) | | | | | | | | | |
| RLIP | 19,114,917.12 | 31,830,046.25 | 0.00 | 0.00 | 50,944,963.37 | 0.00 | 70,735,036.63 | 0.00 | 0.00 |
| Total | 19,114,917.12 | 31,830,046.25 | 0.00 | 0.00 | 50,944,963.37 | 0.00 | 70,735,036.63 | 0.00 | 0.00 |
| 310400100003000 RLIP - Operation of Schools - Junior High School (Grade 7 to Grade 10) | | | | | | | | | |
| RLIP | 21,072,264.93 | 30,710,363.91 | 0.00 | 0.00 | 51,782,628.84 | 0.00 | 55,051,371.16 | 0.00 | 0.00 |
| Total | 21,072,264.93 | 30,710,363.91 | 0.00 | 0.00 | 51,782,628.84 | 0.00 | 55,051,371.16 | 0.00 | 0.00 |

CONSOLIDATED STATEMENT OF APPROPRIATIONS, ALLOTMENTS, OBLIGATIONS, DISBURSEMENTS AND BALANCES

FAR No. 1
By Program/Project/Activity
By Allotment Class

For the Period: 01-Jan-25 — 30-Jun-25

Department: 07 - Department of Education
Agency: 001 - Office of the Secretary
Operating Unit: Division of Valenzuela
Division: Valenzuela City
Region: National Capital Region
Organizational Code (UACS): 070010813016
Funding Source Code: 01 104102

Automatic Appropriations
Current Appropriations

| UACS CODE / PARTICULARS | APPROPRIATIONS | | | ALLOTMENTS | | | | | CURRENT YEAR OBLIGATIONS | | | | |
|---|---------------------------|--|-------------------------|-----------------------|---------------------------------------|-------------|---------------|---------------------------|--------------------------|------------------------|-----------------------------|----------------------------|-----------------------|
| | Authorized Appropriations | Adjustments (Transfer To)/From Realignment | Adjusted Appropriations | Allotments Received | Adjustments (Withdrawal, Realignment) | Transfer To | Transfer From | Adjusted Total Allotments | 1st Qtr Ending March 31 | 2nd Qtr Ending June 30 | 3rd Qtr Ending September 30 | 4th Qtr Ending December 31 | Total Obligations |
| 310400100004000 RLIP - Operation of Schools - Senior High School (Grade 11 to Grade 12) | | | | | | | | | | | | | |
| RLIP | 19,428,000.00 | 2,095,000.00 | 21,523,000.00 | 21,523,000.00 | 0.00 | 0.00 | 0.00 | 21,523,000.00 | 3,238,000.00 | 3,643,257.59 | 0.00 | 0.00 | 6,881,257.59 |
| Total | 19,428,000.00 | 2,095,000.00 | 21,523,000.00 | 21,523,000.00 | 0.00 | 0.00 | 0.00 | 21,523,000.00 | 3,238,000.00 | 3,643,257.59 | 0.00 | 0.00 | 6,881,257.59 |
| Total - Automatic Appropriation | 232,361,000.00 | 25,646,574.00 | 258,007,574.00 | 258,007,574.00 | 0.00 | 0.00 | 0.00 | 258,007,574.00 | 44,378,515.37 | 67,749,583.70 | 0.00 | 0.00 | 112,128,099.07 |
| Total - Current Appropriations | 232,361,000.00 | 25,646,574.00 | 258,007,574.00 | 258,007,574.00 | 0.00 | 0.00 | 0.00 | 258,007,574.00 | 44,378,515.37 | 67,749,583.70 | 0.00 | 0.00 | 112,128,099.07 |
| Grand Total | 232,361,000.00 | 25,646,574.00 | 258,007,574.00 | 258,007,574.00 | 0.00 | 0.00 | 0.00 | 258,007,574.00 | 44,378,515.37 | 67,749,583.70 | 0.00 | 0.00 | 112,128,099.07 |
| RLIP | 232,361,000.00 | 25,646,574.00 | 258,007,574.00 | 258,007,574.00 | 0.00 | 0.00 | 0.00 | 258,007,574.00 | 44,378,515.37 | 67,749,583.70 | 0.00 | 0.00 | 112,128,099.07 |
| 01 MFO 01 | 0.00 | 0.00 | 0.00 | 0.00 | 0.00 | 0.00 | 0.00 | 0.00 | 0.00 | 0.00 | 0.00 | 0.00 | 0.00 |
| 02 MFO 02 | 0.00 | 0.00 | 0.00 | 0.00 | 0.00 | 0.00 | 0.00 | 0.00 | 0.00 | 0.00 | 0.00 | 0.00 | 0.00 |

CONSOLIDATED STATEMENT OF APPROPRIATIONS, ALLOTMENTS, OBLIGATIONS, DISBURSEMENTS AND BALANCES

For the Period: 01-Jan-25 - 30-Jun-25

FAR No. 1
By Program/Project/Activity
By Allotment Class

Department: 07 - Department of Education
Agency: 001 - Office of the Secretary
Operating Unit: Division of Valenzuela
Division: Valenzuela City
Region: National Capital Region
Organizational Code (UACS): 070010813016
Funding Source Code: 01 104102


Automatic Appropriations
Current Appropriations

| UACS CODE / PARTICULARS | CURRENT YEAR DISBURSEMENTS | | | | | Total Disbursements | BALANCES | | UNPAID OBLIGATIONS | |
|--|----------------------------|------------------------|-----------------------------|----------------------------|---------------------------|---------------------|-----------------------|--------------------|----------------------------|--|
| | 1st Qtr Ending March 31 | 2nd Qtr Ending June 30 | 3rd Qtr Ending September 30 | 4th Qtr Ending December 31 | Unreleased Appropriations | | Unobligated Allotment | Due and Demandable | Not Yet Due and Demandable | |
| 310400100004000 RLIP - Operation of Schools - Senior High School (Grade 11 to Grade 12) | | | | | | | | | | |
| RLIP | 3,238,000.00 | 3,643,257.59 | 0.00 | 0.00 | 6,881,257.59 | 0.00 | 14,641,742.41 | 0.00 | 0.00 | |
| Total | 3,238,000.00 | 3,643,257.59 | 0.00 | 0.00 | 6,881,257.59 | 0.00 | 14,641,742.41 | 0.00 | 0.00 | |
| Total - Automatic Appropriations | 44,378,515.37 | 67,749,583.70 | 0.00 | 0.00 | 112,128,099.07 | 0.00 | 145,879,474.93 | 0.00 | 0.00 | |
| Total - Current Appropriations | 44,378,515.37 | 67,749,583.70 | 0.00 | 0.00 | 112,128,099.07 | 0.00 | 145,879,474.93 | 0.00 | 0.00 | |
| Grand Total | 44,378,515.37 | 67,749,583.70 | 0.00 | 0.00 | 112,128,099.07 | 0.00 | 145,879,474.93 | 0.00 | 0.00 | |
| RLIP | 44,378,515.37 | 67,749,583.70 | 0.00 | 0.00 | 112,128,099.07 | 0.00 | 145,879,474.93 | 0.00 | 0.00 | |
| MFO 01 | 0.00 | 0.00 | 0.00 | 0.00 | 0.00 | 0.00 | 0.00 | 0.00 | 0.00 | |
| MFO 02 | 0.00 | 0.00 | 0.00 | 0.00 | 0.00 | 0.00 | 0.00 | 0.00 | 0.00 | |

Certified Correct:


LANI D. AGMATA
Budget Officer III

Noted by:


NOEL D. BAGANO
OIC-Office of the SDS

CONSOLIDATED STATEMENT OF APPROPRIATIONS, ALLOTMENTS, OBLIGATIONS, DISBURSEMENTS AND BALANCES

FAR No. 1
By Program/Project/Activity
By Allotment Class

For the Period: 01-Jan-25 30-Jun-25

Department: 07 - Department of Education
Agency: 001 - Office of the Secretary
Operating Unit: Division of Valenzuela
Division: Valenzuela City
Region: National Capital Region
Organizational Code (UACS): 070010813016
Funding Source Code: 01 101101

Regular Appropriations
Current Appropriations

| UACS CODE / PARTICULARS | APPROPRIATIONS | | | ALLOTMENTS | | | | | CURRENT YEAR OBLIGATIONS | | | | |
|--|---------------------------|--|-------------------------|---------------------|---------------------------------------|-------------|---------------|---------------------------|--------------------------|------------------------|-----------------------------|----------------------------|-------------------|
| | Authorized Appropriations | Adjustments (Transfer To)/From Realignment | Adjusted Appropriations | Allotments Received | Adjustments (Withdrawal, Realignment) | Transfer To | Transfer From | Adjusted Total Allotments | 1st Qtr Ending March 31 | 2nd Qtr Ending June 30 | 3rd Qtr Ending September 30 | 4th Qtr Ending December 31 | Total Obligations |
| I. CURRENT YEAR BUDGET/APPROPRIATIONS | | | | | | | | | | | | | |
| 1. Agency Specific Budget | | | | | | | | | | | | | |
| General Administration and Support (GAS) | | | | | | | | | | | | | |
| 100000100001000 General Management and Supervision - Division Office - Proper | | | | | | | | | | | | | |
| PS | 23,412,000.00 | 0.00 | 23,412,000.00 | 23,412,000.00 | 0.00 | 0.00 | 0.00 | 23,412,000.00 | 4,959,349.24 | 6,819,437.69 | 0.00 | 0.00 | 11,778,786.93 |
| MOOE | 12,289,000.00 | 0.00 | 12,289,000.00 | 12,289,000.00 | 0.00 | 0.00 | 0.00 | 12,289,000.00 | 1,025,397.35 | 2,066,747.25 | 0.00 | 0.00 | 3,092,144.60 |
| Total | 35,701,000.00 | 0.00 | 35,701,000.00 | 35,701,000.00 | 0.00 | 0.00 | 0.00 | 35,701,000.00 | 5,984,746.59 | 8,886,184.94 | 0.00 | 0.00 | 14,870,931.53 |
| 100000100002000 Administration of Personnel Benefits | | | | | | | | | | | | | |
| PS | 0.00 | 1,733,434.00 | 1,733,434.00 | 0.00 | 0.00 | 0.00 | 1,733,434.00 | 1,733,434.00 | 404,348.00 | 1,329,086.00 | 0.00 | 0.00 | 1,733,434.00 |
| Total | 0.00 | 1,733,434.00 | 1,733,434.00 | 0.00 | 0.00 | 0.00 | 1,733,434.00 | 1,733,434.00 | 404,348.00 | 1,329,086.00 | 0.00 | 0.00 | 1,733,434.00 |
| Support to Operations (STO) | | | | | | | | | | | | | |
| 200000100001000 Physical Fitness and School Sports | | | | | | | | | | | | | |
| MOOE | 0.00 | 463,500.00 | 463,500.00 | 0.00 | 0.00 | 0.00 | 463,500.00 | 463,500.00 | 0.00 | 0.00 | 0.00 | 0.00 | 0.00 |
| Total | 0.00 | 463,500.00 | 463,500.00 | 0.00 | 0.00 | 0.00 | 463,500.00 | 463,500.00 | 0.00 | 0.00 | 0.00 | 0.00 | 0.00 |
| 200000100013000 Operational Expenses of the DepEd - Election Task Force | | | | | | | | | | | | | |
| MOOE | 0.00 | 347,029.91 | 347,029.91 | 0.00 | 0.00 | 0.00 | 347,029.91 | 347,029.91 | 0.00 | 120,000.00 | 0.00 | 0.00 | 120,000.00 |
| Total | 0.00 | 347,029.91 | 347,029.91 | 0.00 | 0.00 | 0.00 | 347,029.91 | 347,029.91 | 0.00 | 120,000.00 | 0.00 | 0.00 | 120,000.00 |
| 200000100006000 Learner Support Programs | | | | | | | | | | | | | |
| PS | 2,669,000.00 | 622,057.50 | 3,291,057.50 | 2,669,000.00 | 0.00 | 0.00 | 622,057.50 | 3,291,057.50 | 924,531.07 | 1,102,258.32 | 0.00 | 0.00 | 2,026,789.39 |
| Total | 2,669,000.00 | 622,057.50 | 3,291,057.50 | 2,669,000.00 | 0.00 | 0.00 | 622,057.50 | 3,291,057.50 | 924,531.07 | 1,102,258.32 | 0.00 | 0.00 | 2,026,789.39 |
| 200000100007000 Building Partnerships and Linkages Program | | | | | | | | | | | | | |
| MOOE | 0.00 | 193,000.00 | 193,000.00 | 0.00 | 0.00 | 0.00 | 193,000.00 | 193,000.00 | 0.00 | 78,750.00 | 0.00 | 0.00 | 78,750.00 |
| Total | 0.00 | 193,000.00 | 193,000.00 | 0.00 | 0.00 | 0.00 | 193,000.00 | 193,000.00 | 0.00 | 78,750.00 | 0.00 | 0.00 | 78,750.00 |
| 200000100010000 Disaster Preparedness and Response Program | | | | | | | | | | | | | |
| MOOE | 0.00 | 454,600.00 | 454,600.00 | 0.00 | 0.00 | 0.00 | 454,600.00 | 454,600.00 | 0.00 | 0.00 | 0.00 | 0.00 | 0.00 |
| Total | 0.00 | 454,600.00 | 454,600.00 | 0.00 | 0.00 | 0.00 | 454,600.00 | 454,600.00 | 0.00 | 0.00 | 0.00 | 0.00 | 0.00 |

Operations

EDUCATION POLICY DEVELOPMENT PROGRAM

310100100003000 Basic Education Curriculum

CONSOLIDATED STATEMENT OF APPROPRIATIONS, ALLOTMENTS, OBLIGATIONS, DISBURSEMENTS AND BALANCES

FAR No. 1

For the Period: 01-Jan-25 30-Jun-25

By Program/Project/Activity
By Allotment Class

Department: 07 - Department of Education
Agency: 001 - Office of the Secretary
Operating Unit: Division of Valenzuela
Division: Valenzuela City
Region: National Capital Region
Organizational Code (UACS): 070010813016
Funding Source Code: 01 101101

Regular Appropriations
Current Appropriations

| UACS CODE / PARTICULARS | CURRENT YEAR DISBURSEMENTS | | | | | BALANCES | | UNPAID OBLIGATIONS | |
|---|-------------------------------|------------------------------|-----------------------------------|----------------------------------|------------------------|------------------------------|--------------------------|-----------------------|----------------------------------|
| | 1st Qtr Ending March 31 | 2nd Qtr Ending June 30 | 3rd Qtr Ending September 30 | 4th Qtr Ending December 31 | Total Disbursements | Unreleased Appropriations | Unobligated Allotment | Due and Demandable | Not Yet Due and Demandable |
| I. CURRENT YEAR BUDGET/APPROPRIATIONS | | | | | | | | | |
| 1. Agency Specific Budget | | | | | | | | | |
| General Administration and Support (GAS) | | | | | | | | | |
| 100000100001000 General Management and Supervision - Division Office - Proper | | | | | | | | | |
| PS | 4,959,349.24 | 6,819,437.69 | 0.00 | 0.00 | 11,778,786.93 | 0.00 | 11,633,213.07 | 0.00 | 0.00 |
| MOOE | 1,025,397.35 | 2,066,747.25 | 0.00 | 0.00 | 3,092,144.60 | 0.00 | 9,196,855.40 | 0.00 | 0.00 |
| Total | 5,984,746.59 | 8,886,184.94 | 0.00 | 0.00 | 14,870,931.53 | 0.00 | 20,830,068.47 | 0.00 | 0.00 |
| 100000100002000 Administration of Personnel Benefits | | | | | | | | | |
| PS | 404,348.00 | 1,329,086.00 | 0.00 | 0.00 | 1,733,434.00 | 0.00 | 0.00 | 0.00 | 0.00 |
| Total | 404,348.00 | 1,329,086.00 | 0.00 | 0.00 | 1,733,434.00 | 0.00 | 0.00 | 0.00 | 0.00 |
| Support to Operations (STO) | | | | | | | | | |
| 200000100003000 Physical Fitness and School Sports | | | | | | | | | |
| MOOE | 0.00 | 0.00 | 0.00 | 0.00 | 0.00 | 0.00 | 463,500.00 | 0.00 | 0.00 |
| Total | 0.00 | 0.00 | 0.00 | 0.00 | 0.00 | 0.00 | 463,500.00 | 0.00 | 0.00 |
| 200000100013000 Operational Expenses of the DepEd - Election Task Force | | | | | | | | | |
| MOOE | 0.00 | 120,000.00 | 0.00 | 0.00 | 120,000.00 | 0.00 | 227,029.91 | 0.00 | 0.00 |
| Total | 0.00 | 120,000.00 | 0.00 | 0.00 | 120,000.00 | 0.00 | 227,029.91 | 0.00 | 0.00 |
| 200000100006000 Learner Support Programs | | | | | | | | | |
| PS | 924,531.07 | 1,102,258.32 | 0.00 | 0.00 | 2,026,789.39 | 0.00 | 1,264,268.11 | 0.00 | 0.00 |
| Total | 924,531.07 | 1,102,258.32 | 0.00 | 0.00 | 2,026,789.39 | 0.00 | 1,264,268.11 | 0.00 | 0.00 |
| 200000100007000 Building Partnerships and Linkages Program | | | | | | | | | |
| MOOE | 0.00 | 3,650.00 | 0.00 | 0.00 | 3,650.00 | 0.00 | 114,250.00 | 0.00 | 75,100.00 |
| Total | 0.00 | 3,650.00 | 0.00 | 0.00 | 3,650.00 | 0.00 | 114,250.00 | 0.00 | 75,100.00 |
| 200000100010000 Disaster Preparedness and Response Program | | | | | | | | | |
| MOOE | 0.00 | 0.00 | 0.00 | 0.00 | 0.00 | 0.00 | 454,600.00 | 0.00 | 0.00 |
| Total | 0.00 | 0.00 | 0.00 | 0.00 | 0.00 | 0.00 | 454,600.00 | 0.00 | 0.00 |

Operations

EDUCATION POLICY DEVELOPMENT PROGRAM

310100100003000 Basic Education Curriculum

CONSOLIDATED STATEMENT OF APPROPRIATIONS, ALLOTMENTS, OBLIGATIONS, DISBURSEMENTS AND BALANCES

FAR No. 1

For the Period: 01-Jan-25 30-Jun-25

By Program/Project/Activity
By Allotment Class

Department: 07 - Department of Education
 Agency: 001 - Office of the Secretary
 Operating Unit: Division of Valenzuela
 Division: Valenzuela City
 Region: National Capital Region
 Organizational Code (UACS): 070010813016
 Funding Source Code: 01 101101

Regular Appropriations
Current Appropriations

| UACS CODE / PARTICULARS | APPROPRIATIONS | | | ALLOTMENTS | | | | | CURRENT YEAR OBLIGATIONS | | | | |
|--|---------------------------|--|-------------------------|---------------------|---------------------------------------|-------------|---------------|---------------------------|--------------------------|------------------------|-----------------------------|----------------------------|-------------------|
| | Authorized Appropriations | Adjustments (Transfer To)/From Realignment | Adjusted Appropriations | Allotments Received | Adjustments (Withdrawal, Realignment) | Transfer To | Transfer From | Adjusted Total Allotments | 1st Qtr Ending March 31 | 2nd Qtr Ending June 30 | 3rd Qtr Ending September 30 | 4th Qtr Ending December 31 | Total Obligations |
| Total MOOE | 0.00 | 9,623,429.50 | 9,623,429.50 | 0.00 | 0.00 | 0.00 | 9,623,429.50 | 9,623,429.50 | 0.00 | 481,080.00 | 0.00 | 0.00 | 481,080.00 |
| 310100100002000 Policy and Research Program | | | | | | | | | | | | | |
| Total PS | 9,784,000.00 | 0.00 | 9,784,000.00 | 9,784,000.00 | 0.00 | 0.00 | 0.00 | 9,784,000.00 | 2,071,583.37 | 2,790,583.37 | 0.00 | 0.00 | 4,862,166.74 |
| 310100100004000 Curricular Programs, Learning Management Models, Standards and Strategy Development | | | | | | | | | | | | | |
| Total PS | 25,735,000.00 | 0.00 | 25,735,000.00 | 25,735,000.00 | 0.00 | 0.00 | 0.00 | 25,735,000.00 | 5,458,250.00 | 7,341,250.00 | 0.00 | 0.00 | 12,799,500.00 |
| 310100100005000 Development and Promotion of Campus Journalism | | | | | | | | | | | | | |
| Total MOOE | 0.00 | 98,880.00 | 98,880.00 | 0.00 | 0.00 | 0.00 | 98,880.00 | 98,880.00 | 0.00 | 98,880.00 | 0.00 | 0.00 | 98,880.00 |
| BASIC EDUCATION INPUTS PROGRAM | | | | | | | | | | | | | |
| 310200100004000 Textbooks and other Instructional Materials | | | | | | | | | | | | | |
| Total MOOE | 0.00 | 6,935,000.00 | 6,935,000.00 | 0.00 | 0.00 | 0.00 | 6,935,000.00 | 6,935,000.00 | 0.00 | 0.00 | 0.00 | 0.00 | 0.00 |
| 310200100002000 New School Personnel Positions | | | | | | | | | | | | | |
| Total PS | 0.00 | 19,048,655.00 | 19,048,655.00 | 19,048,655.00 | 0.00 | 0.00 | 0.00 | 19,048,655.00 | 0.00 | 6,580,838.13 | 0.00 | 0.00 | 6,580,838.13 |
| INCLUSIVE EDUCATION PROGRAM | | | | | | | | | | | | | |
| 310300100004000 Madrasah Education Program | | | | | | | | | | | | | |
| Total MOOE | 0.00 | 1,144,000.00 | 1,144,000.00 | 0.00 | 0.00 | 0.00 | 1,144,000.00 | 1,144,000.00 | 210,156.25 | 380,990.75 | 0.00 | 0.00 | 591,147.00 |
| SUPPORT TO SCHOOLS AND LEARNERS PROGRAM | | | | | | | | | | | | | |
| 310400100001000 School-Based Feeding Program (SBFP) | | | | | | | | | | | | | |
| Total MOOE | 0.00 | 49,525,407.00 | 49,525,407.00 | 0.00 | 0.00 | 0.00 | 49,525,407.00 | 49,525,407.00 | 0.00 | 0.00 | 0.00 | 0.00 | 0.00 |
| 310400100002000 Operation of Schools - Elementary (Kinder to Grade 6) | | | | | | | | | | | | | |
| Total PS | 1,213,096,000.00 | 0.00 | 1,213,096,000.00 | 1,213,096,000.00 | 0.00 | 0.00 | 0.00 | 1,213,096,000.00 | 291,767,641.12 | 303,440,919.40 | 0.00 | 0.00 | 595,208,560.52 |
| Total MOOE | 82,365,000.00 | 0.00 | 82,365,000.00 | 82,365,000.00 | 0.00 | 0.00 | 0.00 | 82,365,000.00 | 20,591,250.00 | 20,590,950.00 | 0.00 | 0.00 | 41,182,200.00 |
| 310400100003000 Operation of Schools - Junior High School (Grade 7 to Grade 10) | | | | | | | | | | | | | |
| Total | 1,295,461,000.00 | 0.00 | 1,295,461,000.00 | 1,295,461,000.00 | 0.00 | 0.00 | 0.00 | 1,295,461,000.00 | 312,358,891.12 | 324,031,869.40 | 0.00 | 0.00 | 636,390,760.52 |

CONSOLIDATED STATEMENT OF APPROPRIATIONS, ALLOTMENTS, OBLIGATIONS, DISBURSEMENTS AND BALANCES

FAR No. 1
By Program/Project/Activity
By Allotment Class

For the Period: 01-Jan-25 30-Jun-25

Department: 07 - Department of Education
Agency: 001 - Office of the Secretary
Operating Unit: Division of Valenzuela
Division: Valenzuela City
Region: National Capital Region
Organizational Code (UACS): 070010813016
Funding Source Code: 01 101101

Regular Appropriations
Current Appropriations

| UACS CODE / PARTICULARS | CURRENT YEAR DISBURSEMENTS | | | | | BALANCES | | UNPAID OBLIGATIONS | |
|--|-------------------------------|------------------------------|-----------------------------------|----------------------------------|------------------------|------------------------------|--------------------------|-----------------------|----------------------------------|
| | 1st Qtr Ending March 31 | 2nd Qtr Ending June 30 | 3rd Qtr Ending September 30 | 4th Qtr Ending December 31 | Total Disbursements | Unreleased Appropriations | Unobligated Allotment | Due and Demandable | Not Yet Due and Demandable |
| MOOE | 0.00 | 481,080.00 | 0.00 | 0.00 | 481,080.00 | 0.00 | 9,142,349.50 | 0.00 | 0.00 |
| Total | 0.00 | 481,080.00 | 0.00 | 0.00 | 481,080.00 | 0.00 | 9,142,349.50 | 0.00 | 0.00 |
| 310100100002000 Policy and Research Program | | | | | | | | | |
| PS | 2,071,583.37 | 2,790,583.37 | 0.00 | 0.00 | 4,862,166.74 | 0.00 | 4,921,833.26 | 0.00 | 0.00 |
| Total | 2,071,583.37 | 2,790,583.37 | 0.00 | 0.00 | 4,862,166.74 | 0.00 | 4,921,833.26 | 0.00 | 0.00 |
| 310100100004000 Curricular Programs, Learning Management Models, Standards and Strategy Development | | | | | | | | | |
| PS | 5,458,250.00 | 7,341,250.00 | 0.00 | 0.00 | 12,799,500.00 | 0.00 | 12,935,500.00 | 0.00 | 0.00 |
| Total | 5,458,250.00 | 7,341,250.00 | 0.00 | 0.00 | 12,799,500.00 | 0.00 | 12,935,500.00 | 0.00 | 0.00 |
| 310100100005000 Development and Promotion of Campus Journalism | | | | | | | | | |
| MOOE | 0.00 | 98,880.00 | 0.00 | 0.00 | 98,880.00 | 0.00 | 0.00 | 0.00 | 0.00 |
| Total | 0.00 | 98,880.00 | 0.00 | 0.00 | 98,880.00 | 0.00 | 0.00 | 0.00 | 0.00 |
| BASIC EDUCATION INPUTS PROGRAM | | | | | | | | | |
| 310200100004000 Textbooks and other Instructional Materials | | | | | | | | | |
| MOOE | 0.00 | 0.00 | 0.00 | 0.00 | 0.00 | 0.00 | 6,935,000.00 | 0.00 | 0.00 |
| Total | 0.00 | 0.00 | 0.00 | 0.00 | 0.00 | 0.00 | 6,935,000.00 | 0.00 | 0.00 |
| 310200100002000 New School Personnel Positions | | | | | | | | | |
| PS | 0.00 | 6,580,838.13 | 0.00 | 0.00 | 6,580,838.13 | 0.00 | 12,467,816.87 | 0.00 | 0.00 |
| Total | 0.00 | 6,580,838.13 | 0.00 | 0.00 | 6,580,838.13 | 0.00 | 12,467,816.87 | 0.00 | 0.00 |
| INCLUSIVE EDUCATION PROGRAM | | | | | | | | | |
| 310300100004000 Madrasah Education Program | | | | | | | | | |
| MOOE | 210,156.25 | 380,990.75 | 0.00 | 0.00 | 591,147.00 | 0.00 | 552,853.00 | 0.00 | 0.00 |
| Total | 210,156.25 | 380,990.75 | 0.00 | 0.00 | 591,147.00 | 0.00 | 552,853.00 | 0.00 | 0.00 |
| SUPPORT TO SCHOOLS AND LEARNERS PROGRAM | | | | | | | | | |
| 310400100001000 School-Based Feeding Program (SBFP) | | | | | | | | | |
| MOOE | 0.00 | 0.00 | 0.00 | 0.00 | 0.00 | 0.00 | 49,525,407.00 | 0.00 | 0.00 |
| Total | 0.00 | 0.00 | 0.00 | 0.00 | 0.00 | 0.00 | 49,525,407.00 | 0.00 | 0.00 |
| 310400100002000 Operation of Schools - Elementary (Kinder to Grade 6) | | | | | | | | | |
| PS | 291,767,641.12 | 303,440,919.40 | 0.00 | 0.00 | 595,208,560.52 | 0.00 | 617,887,439.48 | 0.00 | 0.00 |
| MOOE | 20,591,250.00 | 20,590,950.00 | 0.00 | 0.00 | 41,182,200.00 | 0.00 | 41,182,800.00 | 0.00 | 0.00 |
| Total | 312,358,891.12 | 324,031,869.40 | 0.00 | 0.00 | 636,390,760.52 | 0.00 | 659,070,239.48 | 0.00 | 0.00 |
| 310400100003000 Operation of Schools - Junior High School (Grade 7 to Grade 10) | | | | | | | | | |

CONSOLIDATED STATEMENT OF APPROPRIATIONS, ALLOTMENTS, OBLIGATIONS, DISBURSEMENTS AND BALANCES

FAR No. 1
By Program/Project/Activity
By Allotment Class

For the Period: 01-Jan-25 30-Jun-25

Department: 07 - Department of Education
Agency: 001 - Office of the Secretary
Operating Unit: Division of Valenzuela
Division: Valenzuela City
Region: National Capital Region
Organizational Code (UACS): 070010813016
Funding Source Code: 01 101101

Regular Appropriations
Current Appropriations

| UACS CODE / PARTICULARS | APPROPRIATIONS | | | ALLOTMENTS | | | | | CURRENT YEAR OBLIGATIONS | | | | |
|--|---|--|-------------------------|-------------------------|---------------------------------------|-------------|-----------------------|---------------------------|--------------------------|------------------------|-----------------------------|----------------------------|-------------------------|
| | Authorized Appropriations | Adjustments (Transfer To)/From Realignment | Adjusted Appropriations | Allotments Received | Adjustments (Withdrawal, Realignment) | Transfer To | Transfer From | Adjusted Total Allotments | 1st Qtr Ending March 31 | 2nd Qtr Ending June 30 | 3rd Qtr Ending September 30 | 4th Qtr Ending December 31 | Total Obligations |
| PS | 1,076,705,000.00 | 0.00 | 1,076,705,000.00 | 1,076,705,000.00 | 0.00 | 0.00 | 0.00 | 1,076,705,000.00 | 247,442,003.35 | 295,056,190.28 | 0.00 | 0.00 | 542,498,193.63 |
| MOOE | 67,030,000.00 | 0.00 | 67,030,000.00 | 67,030,000.00 | 0.00 | 0.00 | 0.00 | 67,030,000.00 | 14,193,444.97 | 21,461,719.09 | 0.00 | 0.00 | 35,655,164.06 |
| Total | 1,143,735,000.00 | 0.00 | 1,143,735,000.00 | 1,143,735,000.00 | 0.00 | 0.00 | 0.00 | 1,143,735,000.00 | 261,635,448.32 | 316,517,909.37 | 0.00 | 0.00 | 578,153,357.69 |
| 310400100004000 | Operation of Schools - Senior High School (Grade 11 to Grade 12) | | | | | | | | | | | | |
| PS | 213,606,000.00 | 0.00 | 213,606,000.00 | 213,606,000.00 | 0.00 | 0.00 | 0.00 | 213,606,000.00 | 39,268,995.73 | 37,997,018.12 | 0.00 | 0.00 | 77,266,013.85 |
| MOOE | 26,316,000.00 | 0.00 | 26,316,000.00 | 26,316,000.00 | 0.00 | 0.00 | 0.00 | 26,316,000.00 | 4,893,376.63 | 6,073,689.82 | 0.00 | 0.00 | 10,967,066.45 |
| Total | 239,922,000.00 | 0.00 | 239,922,000.00 | 239,922,000.00 | 0.00 | 0.00 | 0.00 | 239,922,000.00 | 44,162,372.36 | 44,070,707.94 | 0.00 | 0.00 | 88,233,080.30 |
| 310400100010000 | Grant of Cash Allowance | | | | | | | | | | | | |
| MOOE | 0.00 | 46,500,000.00 | 46,500,000.00 | 0.00 | 0.00 | 0.00 | 46,500,000.00 | 46,500,000.00 | 0.00 | 44,529,000.00 | 0.00 | 0.00 | 44,529,000.00 |
| Total | 0.00 | 46,500,000.00 | 46,500,000.00 | 0.00 | 0.00 | 0.00 | 46,500,000.00 | 46,500,000.00 | 0.00 | 44,529,000.00 | 0.00 | 0.00 | 44,529,000.00 |
| EDUCATION HUMAN RESOURCE DEVELOPMENT PROGRAM* | | | | | | | | | | | | | |
| 310500100001000 | Human resource development for personnel in schools and learning centers | | | | | | | | | | | | |
| MOOE | 3,392,000.00 | 3,405,460.00 | 6,797,460.00 | 3,392,000.00 | 0.00 | 0.00 | 3,405,460.00 | 6,797,460.00 | 0.00 | 3,054,294.00 | 0.00 | 0.00 | 3,054,294.00 |
| Total | 3,392,000.00 | 3,405,460.00 | 6,797,460.00 | 3,392,000.00 | 0.00 | 0.00 | 3,405,460.00 | 6,797,460.00 | 0.00 | 3,054,294.00 | 0.00 | 0.00 | 3,054,294.00 |
| Total - Regular Appropriations | 2,756,399,000.00 | 140,094,452.91 | 2,896,493,452.91 | 2,775,447,655.00 | 0.00 | 0.00 | 121,045,797.91 | 2,896,493,452.91 | 633,210,327.08 | 761,393,682.22 | 0.00 | 0.00 | 1,394,604,009.30 |
| Total - Current Appropriations | 2,756,399,000.00 | 140,094,452.91 | 2,896,493,452.91 | 2,775,447,655.00 | 0.00 | 0.00 | 121,045,797.91 | 2,896,493,452.91 | 633,210,327.08 | 761,393,682.22 | 0.00 | 0.00 | 1,394,604,009.30 |

CONSOLIDATED STATEMENT OF APPROPRIATIONS, ALLOTMENTS, OBLIGATIONS, DISBURSEMENTS AND BALANCES

FAR No. 1

For the Period: 01-Jan-25 30-Jun-25

By Program/Project/Activity
By Allotment Class

Department: 07 - Department of Education
 Agency: 001 - Office of the Secretary
 Operating Unit: Division of Valenzuela
 Division: Valenzuela City
 Region: National Capital Region
 Organizational Code (UACS): 070010813016
 Funding Source Code: 01 101101

Regular Appropriations
Current Appropriations

| UACS CODE / PARTICULARS | CURRENT YEAR DISBURSEMENTS | | | | | BALANCES | | UNPAID OBLIGATIONS | |
|--|---|------------------------------|-----------------------------------|----------------------------------|-------------------------|------------------------------|--------------------------|-----------------------|----------------------------------|
| | 1st Qtr Ending March 31 | 2nd Qtr Ending June 30 | 3rd Qtr Ending September 30 | 4th Qtr Ending December 31 | Total Disbursements | Unreleased Appropriations | Unobligated Allotment | Due and Demandable | Not Yet Due and Demandable |
| PS | 247,442,003.35 | 295,056,190.28 | 0.00 | 0.00 | 542,498,193.63 | 0.00 | 534,206,806.37 | 0.00 | 0.00 |
| MOOE | 14,193,444.97 | 21,461,719.09 | 0.00 | 0.00 | 35,655,164.06 | 0.00 | 31,374,835.94 | 0.00 | 0.00 |
| Total | 261,635,448.32 | 316,517,909.37 | 0.00 | 0.00 | 578,153,357.69 | 0.00 | 565,581,642.31 | 0.00 | 0.00 |
| 310400100004000 | Operation of Schools - Senior High School (Grade 11 to Grade 12) | | | | | | | | |
| PS | 39,268,995.73 | 37,997,018.12 | 0.00 | 0.00 | 77,266,013.85 | 0.00 | 136,339,986.15 | 0.00 | 0.00 |
| MOOE | 4,893,376.63 | 6,073,689.82 | 0.00 | 0.00 | 10,967,066.45 | 0.00 | 15,348,933.55 | 0.00 | 0.00 |
| Total | 44,162,372.36 | 44,070,707.94 | 0.00 | 0.00 | 88,233,080.30 | 0.00 | 151,688,919.70 | 0.00 | 0.00 |
| 310400100010000 | Grant of Cash Allowance | | | | | | | | |
| MOOE | 0.00 | 44,529,000.00 | 0.00 | 0.00 | 44,529,000.00 | 0.00 | 1,971,000.00 | 0.00 | 0.00 |
| Total | 0.00 | 44,529,000.00 | 0.00 | 0.00 | 44,529,000.00 | 0.00 | 1,971,000.00 | 0.00 | 0.00 |
| EDUCATION HUMAN RESOURCE DEVELOPMENT PROGRAM* | | | | | | | | | |
| 310500100001000 | Human resource development for personnel in schools and learning centers | | | | | | | | |
| MOOE | 0.00 | 3,054,294.00 | 0.00 | 0.00 | 3,054,294.00 | 0.00 | 3,743,166.00 | 0.00 | 0.00 |
| Total | 0.00 | 3,054,294.00 | 0.00 | 0.00 | 3,054,294.00 | 0.00 | 3,743,166.00 | 0.00 | 0.00 |
| Total - Regular Appropriations | 633,210,327.08 | 761,318,582.22 | 0.00 | 0.00 | 1,394,528,909.30 | 0.00 | 1,501,889,443.61 | 0.00 | 75,100.00 |
| Total -Current Appropriations | 633,210,327.08 | 761,318,582.22 | 0.00 | 0.00 | 1,394,528,909.30 | 0.00 | 1,501,889,443.61 | 0.00 | 75,100.00 |

CONSOLIDATED STATEMENT OF APPROPRIATIONS, ALLOTMENTS, OBLIGATIONS, DISBURSEMENTS AND BALANCES

FAR No. 1
By Program/Project/Activity
By Allotment Class

For the Period: 01-Jan-25 — 30-Jun-25

Department: 07 - Department of Education
Agency: 001 - Office of the Secretary
Operating Unit: Division of Valenzuela
Division: Valenzuela City
Region: National Capital Region
Organizational Code (UACS): 070010813016
Funding Source Code: 01 101101

Regular Appropriations
Current Appropriations

| UACS CODE / PARTICULARS | APPROPRIATIONS | | | ALLOTMENTS | | | | | CURRENT YEAR OBLIGATIONS | | | | |
|-------------------------|---------------------------|--|-------------------------|-------------------------|---------------------------------------|-------------|-----------------------|---------------------------|--------------------------|------------------------|-----------------------------|----------------------------|-------------------------|
| | Authorized Appropriations | Adjustments (Transfer To)/From Realignment | Adjusted Appropriations | Allotments Received | Adjustments (Withdrawal, Realignment) | Transfer To | Transfer From | Adjusted Total Allotments | 1st Qtr Ending March 31 | 2nd Qtr Ending June 30 | 3rd Qtr Ending September 30 | 4th Qtr Ending December 31 | Total Obligations |
| Grand Total | 2,756,399,000.00 | 140,094,452.91 | 2,896,493,452.91 | 2,775,447,655.00 | 0.00 | 0.00 | 121,045,797.91 | 2,896,493,452.91 | 633,210,327.08 | 761,393,682.22 | 0.00 | 0.00 | 1,394,604,009.30 |
| PS | 2,565,007,000.00 | 21,404,146.50 | 2,586,411,146.50 | 2,584,055,655.00 | 0.00 | 0.00 | 2,355,491.50 | 2,586,411,146.50 | 592,296,701.88 | 662,457,581.31 | 0.00 | 0.00 | 1,254,754,283.19 |
| MOOE | 191,392,000.00 | 118,690,306.41 | 310,082,306.41 | 191,392,000.00 | 0.00 | 0.00 | 118,690,306.41 | 310,082,306.41 | 40,913,625.20 | 98,936,100.91 | 0.00 | 0.00 | 139,849,726.11 |
| 01 MFO 01 | 0.00 | 0.00 | 0.00 | 0.00 | 0.00 | 0.00 | 0.00 | 0.00 | 0.00 | 0.00 | 0.00 | 0.00 | 0.00 |
| 02 MFO 02 | 0.00 | 0.00 | 0.00 | 0.00 | 0.00 | 0.00 | 0.00 | 0.00 | 0.00 | 0.00 | 0.00 | 0.00 | 0.00 |
| 03 MFO 03 | 0.00 | 0.00 | 0.00 | 0.00 | 0.00 | 0.00 | 0.00 | 0.00 | 0.00 | 0.00 | 0.00 | 0.00 | 0.00 |

CONSOLIDATED STATEMENT OF APPROPRIATIONS, ALLOTMENTS, OBLIGATIONS, DISBURSEMENTS AND BALANCES

FAR No. 1

For the Period: 01-Jan-25 30-Jun-25

By Program/Project/Activity
By Allotment Class

Department: 07 - Department of Education
Agency: 001 - Office of the Secretary
Operating Unit: Division of Valenzuela
Division: Valenzuela City
Region: National Capital Region
Organizational Code (UACS): 070010813016
Funding Source Code: 01 101101


Regular Appropriations
Current Appropriations

| UACS CODE / PARTICULARS | CURRENT YEAR DISBURSEMENTS | | | | | BALANCES | | UNPAID OBLIGATIONS | |
|-------------------------|-------------------------------|------------------------------|-----------------------------------|----------------------------------|-------------------------|------------------------------|--------------------------|-----------------------|----------------------------------|
| | 1st Qtr Ending March 31 | 2nd Qtr Ending June 30 | 3rd Qtr Ending September 30 | 4th Qtr Ending December 31 | Total Disbursements | Unreleased Appropriations | Unobligated Allotment | Due and Demandable | Not Yet Due and Demandable |
| Grand Total | 633,210,327.08 | 761,318,582.22 | 0.00 | 0.00 | 1,394,528,909.30 | 0.00 | 1,501,889,443.61 | 0.00 | 75,100.00 |
| PS | 592,296,701.88 | 662,457,581.31 | 0.00 | 0.00 | 1,254,754,283.19 | 0.00 | 1,331,656,863.31 | 0.00 | 0.00 |
| MOOE | 40,913,625.20 | 98,861,000.91 | 0.00 | 0.00 | 139,774,626.11 | 0.00 | 170,232,580.30 | 0.00 | 75,100.00 |
| MFO 01 | 0.00 | 0.00 | 0.00 | 0.00 | 0.00 | 0.00 | 0.00 | 0.00 | 0.00 |
| MFO 02 | 0.00 | 0.00 | 0.00 | 0.00 | 0.00 | 0.00 | 0.00 | 0.00 | 0.00 |
| MFO 03 | 0.00 | 0.00 | 0.00 | 0.00 | 0.00 | 0.00 | 0.00 | 0.00 | 0.00 |

Certified Correct:


IAN J. AGMATA
Budget Officer III

Noted by:


NOEL D. BASCO
OIC-Office of the SDS

CONSOLIDATED STATEMENT OF APPROPRIATIONS, ALLOTMENTS, OBLIGATIONS, DISBURSEMENTS AND BALANCES

FAR No. 1

For the Period: 01-Jan-25 30-Jun-25

By Program/Project/Activity
By Allotment Class

Department: 07 - Department of Education
 Agency: 001 - Office of the Secretary
 Operating Unit: Division of Valenzuela
 Division: Valenzuela City
 Region: National Capital Region
 Organizational Code (UACS): 070010813016
 Funding Source Code: 01 102101

Regular Appropriations
Continuing Appropriations

| UACS CODE / PARTICULARS | APPROPRIATIONS | | | ALLOTMENTS | | | | CURRENT YEAR OBLIGATIONS | | | | | |
|--|---------------------------|--|-------------------------|---------------------|---------------------------------------|-------------|---------------|---------------------------|-------------------------|------------------------|-----------------------------|----------------------------|-------------------|
| | Authorized Appropriations | Adjustments (Transfer To)/From Realignment | Adjusted Appropriations | Allotments Received | Adjustments (Withdrawal, Realignment) | Transfer To | Transfer From | Adjusted Total Allotments | 1st Qtr Ending March 31 | 2nd Qtr Ending June 30 | 3rd Qtr Ending September 30 | 4th Qtr Ending December 31 | Total Obligations |
| II. PRIOR YEAR'S BUDGET/ CONTINUING APPROPRIATIONS | | | | | | | | | | | | | |
| 1. Agency Specific Budget | | | | | | | | | | | | | |
| General Administration and Support (GAS) | | | | | | | | | | | | | |
| 10000100001000 General Management and Supervision - Central Office | | | | | | | | | | | | | |
| MOOE | 0.00 | 1,085,000.00 | 1,085,000.00 | 0.00 | 0.00 | 0.00 | 1,085,000.00 | 1,085,000.00 | 0.00 | 0.00 | 0.00 | 0.00 | 0.00 |
| Total | 0.00 | 1,085,000.00 | 1,085,000.00 | 0.00 | 0.00 | 0.00 | 1,085,000.00 | 1,085,000.00 | 0.00 | 0.00 | 0.00 | 0.00 | 0.00 |
| 10000100001000 General Management and Supervision - Division Office - Proper | | | | | | | | | | | | | |
| MOOE | 0.00 | 709,372.94 | 709,372.94 | 709,372.94 | 0.00 | 0.00 | 0.00 | 709,372.94 | 603,430.00 | -160,676.00 | 0.00 | 0.00 | 442,754.00 |
| Total | 0.00 | 709,372.94 | 709,372.94 | 709,372.94 | 0.00 | 0.00 | 0.00 | 709,372.94 | 603,430.00 | -160,676.00 | 0.00 | 0.00 | 442,754.00 |
| Support to Operations (STO) | | | | | | | | | | | | | |
| 20000100001000 Physical Fitness and School Sports | | | | | | | | | | | | | |
| MOOE | 0.00 | 659,315.26 | 659,315.26 | 292,115.26 | 0.00 | 0.00 | 367,200.00 | 659,315.26 | 0.00 | 181,150.00 | 0.00 | 0.00 | 181,150.00 |
| Total | 0.00 | 659,315.26 | 659,315.26 | 292,115.26 | 0.00 | 0.00 | 367,200.00 | 659,315.26 | 0.00 | 181,150.00 | 0.00 | 0.00 | 181,150.00 |
| 20000100009000 Child Protection Program | | | | | | | | | | | | | |
| MOOE | 0.00 | 5,301.03 | 5,301.03 | 5,301.03 | 0.00 | 0.00 | 0.00 | 5,301.03 | 0.00 | 0.00 | 0.00 | 0.00 | 0.00 |
| Total | 0.00 | 5,301.03 | 5,301.03 | 5,301.03 | 0.00 | 0.00 | 0.00 | 5,301.03 | 0.00 | 0.00 | 0.00 | 0.00 | 0.00 |
| 20000100006000 Learner Support Programs | | | | | | | | | | | | | |
| MOOE | 0.00 | 222,441.00 | 222,441.00 | 210,441.00 | 0.00 | 0.00 | 12,000.00 | 222,441.00 | 4,920.00 | 188,625.00 | 0.00 | 0.00 | 193,545.00 |
| Total | 0.00 | 222,441.00 | 222,441.00 | 210,441.00 | 0.00 | 0.00 | 12,000.00 | 222,441.00 | 4,920.00 | 188,625.00 | 0.00 | 0.00 | 193,545.00 |
| 20000100007000 Building Partnerships and Linkages Program | | | | | | | | | | | | | |
| MOOE | 0.00 | 48,539.78 | 48,539.78 | 48,539.78 | 0.00 | 0.00 | 0.00 | 48,539.78 | 0.00 | 47,245.00 | 0.00 | 0.00 | 47,245.00 |
| Total | 0.00 | 48,539.78 | 48,539.78 | 48,539.78 | 0.00 | 0.00 | 0.00 | 48,539.78 | 0.00 | 47,245.00 | 0.00 | 0.00 | 47,245.00 |
| 20000100010000 Disaster Preparedness and Response Program | | | | | | | | | | | | | |
| MOOE | 0.00 | 52,571.02 | 52,571.02 | 52,571.02 | 0.00 | 0.00 | 0.00 | 52,571.02 | 50,374.00 | 0.00 | 0.00 | 0.00 | 50,374.00 |
| Total | 0.00 | 52,571.02 | 52,571.02 | 52,571.02 | 0.00 | 0.00 | 0.00 | 52,571.02 | 50,374.00 | 0.00 | 0.00 | 0.00 | 50,374.00 |
| 20000100011000 Organizational and Professional Development for Non-Teaching Personnel | | | | | | | | | | | | | |
| MOOE | 0.00 | 301,525.00 | 301,525.00 | 301,525.00 | 0.00 | 0.00 | 0.00 | 301,525.00 | 0.00 | 0.00 | 0.00 | 0.00 | 0.00 |
| Total | 0.00 | 301,525.00 | 301,525.00 | 301,525.00 | 0.00 | 0.00 | 0.00 | 301,525.00 | 0.00 | 0.00 | 0.00 | 0.00 | 0.00 |

Operations

CONSOLIDATED STATEMENT OF APPROPRIATIONS, ALLOTMENTS, OBLIGATIONS, DISBURSEMENTS AND BALANCES

FAR No. 1
By Program/Project/Activity
By Allotment Class

For the Period: 01-Jan-25 30-Jun-25

Department: 07 - Department of Education
Agency: 001 - Office of the Secretary
Operating Unit: Division of Valenzuela
Division: Valenzuela City
Region: National Capital Region
Organizational Code (UACS): 070010813016
Funding Source Code: 01 102101

Regular Appropriations
Continuing Appropriations

| UACS CODE / PARTICULARS | CURRENT YEAR DISBURSEMENTS | | | | | BALANCES | | UNPAID OBLIGATIONS | |
|-------------------------|-------------------------------|------------------------------|-----------------------------------|----------------------------------|------------------------|------------------------------|--------------------------|-----------------------|----------------------------------|
| | 1st Qtr Ending March 31 | 2nd Qtr Ending June 30 | 3rd Qtr Ending September 30 | 4th Qtr Ending December 31 | Total Disbursements | Unreleased Appropriations | Unobligated Allotment | Due and Demandable | Not Yet Due and Demandable |

II. PRIOR YEAR'S BUDGET/ CONTINUING APPROPRIATIONS

1. Agency Specific Budget

General Administration and Support (GAS)

| | | | | | | | | | | |
|--|------|------|------|------|------|------|------|--------------|------|------|
| 100000100001000 General Management and Supervision - Central Office | | | | | | | | | | |
| | MOOE | 0.00 | 0.00 | 0.00 | 0.00 | 0.00 | 0.00 | 1,085,000.00 | 0.00 | 0.00 |
| Total | | 0.00 | 0.00 | 0.00 | 0.00 | 0.00 | 0.00 | 1,085,000.00 | 0.00 | 0.00 |

| | | | | | | | | | | |
|--|------|------------|-----------|------|------|------------|------|------------|------|------|
| 100000100001000 General Management and Supervision - Division Office - Proper | | | | | | | | | | |
| | MOOE | 389,771.50 | 52,982.50 | 0.00 | 0.00 | 442,754.00 | 0.00 | 266,618.94 | 0.00 | 0.00 |
| Total | | 389,771.50 | 52,982.50 | 0.00 | 0.00 | 442,754.00 | 0.00 | 266,618.94 | 0.00 | 0.00 |

Support to Operations (STO)

| | | | | | | | | | | |
|---|------|------|------------|------|------|------------|------|------------|------|------|
| 200000100001000 Physical Fitness and School Sports | | | | | | | | | | |
| | MOOE | 0.00 | 181,150.00 | 0.00 | 0.00 | 181,150.00 | 0.00 | 478,165.26 | 0.00 | 0.00 |
| Total | | 0.00 | 181,150.00 | 0.00 | 0.00 | 181,150.00 | 0.00 | 478,165.26 | 0.00 | 0.00 |

| | | | | | | | | | | |
|---|------|------|------|------|------|------|------|----------|------|------|
| 200000100009000 Child Protection Program | | | | | | | | | | |
| | MOOE | 0.00 | 0.00 | 0.00 | 0.00 | 0.00 | 0.00 | 5,301.03 | 0.00 | 0.00 |
| Total | | 0.00 | 0.00 | 0.00 | 0.00 | 0.00 | 0.00 | 5,301.03 | 0.00 | 0.00 |

| | | | | | | | | | | |
|---|------|----------|------------|------|------|------------|------|-----------|------|------|
| 200000100006000 Learner Support Programs | | | | | | | | | | |
| | MOOE | 4,920.00 | 188,625.00 | 0.00 | 0.00 | 193,545.00 | 0.00 | 28,896.00 | 0.00 | 0.00 |
| Total | | 4,920.00 | 188,625.00 | 0.00 | 0.00 | 193,545.00 | 0.00 | 28,896.00 | 0.00 | 0.00 |

| | | | | | | | | | | |
|---|------|------|-----------|------|------|-----------|------|----------|------|-----------|
| 200000100007000 Building Partnerships and Linkages Program | | | | | | | | | | |
| | MOOE | 0.00 | 23,940.00 | 0.00 | 0.00 | 23,940.00 | 0.00 | 1,294.78 | 0.00 | 23,305.00 |
| Total | | 0.00 | 23,940.00 | 0.00 | 0.00 | 23,940.00 | 0.00 | 1,294.78 | 0.00 | 23,305.00 |

| | | | | | | | | | | |
|---|------|-----------|------|------|------|-----------|------|----------|------|------|
| 200000100010000 Disaster Preparedness and Response Program | | | | | | | | | | |
| | MOOE | 50,374.00 | 0.00 | 0.00 | 0.00 | 50,374.00 | 0.00 | 2,197.02 | 0.00 | 0.00 |
| Total | | 50,374.00 | 0.00 | 0.00 | 0.00 | 50,374.00 | 0.00 | 2,197.02 | 0.00 | 0.00 |

| | | | | | | | | | | |
|---|------|------|------|------|------|------|------|------------|------|------|
| 200000100011000 Organizational and Professional Development for Non-Teaching Personnel | | | | | | | | | | |
| | MOOE | 0.00 | 0.00 | 0.00 | 0.00 | 0.00 | 0.00 | 301,525.00 | 0.00 | 0.00 |
| Total | | 0.00 | 0.00 | 0.00 | 0.00 | 0.00 | 0.00 | 301,525.00 | 0.00 | 0.00 |

Operations

CONSOLIDATED STATEMENT OF APPROPRIATIONS, ALLOTMENTS, OBLIGATIONS, DISBURSEMENTS AND BALANCES

FAR No. 1
By Program/Project/Activity
By Allotment Class

For the Period: 01-Jan-25 30-Jun-25

Department: 07 - Department of Education
Agency: 001 - Office of the Secretary
Operating Unit: Division of Valenzuela
Division: Valenzuela City
Region: National Capital Region
Organizational Code (UACS): 070010813016
Funding Source Code: 01 102101

Regular Appropriations
Continuing Appropriations

| UACS CODE / PARTICULARS | APPROPRIATIONS | | | ALLOTMENTS | | | | | CURRENT YEAR OBLIGATIONS | | | | |
|---|--|--|-------------------------|---------------------|---------------------------------------|-------------|---------------|---------------------------|--------------------------|------------------------|-----------------------------|----------------------------|-------------------|
| | Authorized Appropriations | Adjustments (Transfer To)/From Realignment | Adjusted Appropriations | Allotments Received | Adjustments (Withdrawal, Realignment) | Transfer To | Transfer From | Adjusted Total Allotments | 1st Qtr Ending March 31 | 2nd Qtr Ending June 30 | 3rd Qtr Ending September 30 | 4th Qtr Ending December 31 | Total Obligations |
| EDUCATION POLICY DEVELOPMENT PROGRAM | | | | | | | | | | | | | |
| 31.01001.00003.000 | Basic Education Curriculum | | | | | | | | | | | | |
| MOOE | 0.00 | 8,513,567.65 | 8,513,567.65 | 1,931,211.88 | 0.00 | 0.00 | 6,582,355.77 | 8,513,567.65 | 435,820.00 | 2,965,000.45 | 0.00 | 0.00 | 3,400,820.45 |
| Total | 0.00 | 8,513,567.65 | 8,513,567.65 | 1,931,211.88 | 0.00 | 0.00 | 6,582,355.77 | 8,513,567.65 | 435,820.00 | 2,965,000.45 | 0.00 | 0.00 | 3,400,820.45 |
| 31.01001.00005.000 | Development and Promotion of Campus Journalism | | | | | | | | | | | | |
| MOOE | 0.00 | 6,862.88 | 6,862.88 | 6,862.88 | 0.00 | 0.00 | 0.00 | 6,862.88 | 0.00 | 0.00 | 0.00 | 0.00 | 0.00 |
| Total | 0.00 | 6,862.88 | 6,862.88 | 6,862.88 | 0.00 | 0.00 | 0.00 | 6,862.88 | 0.00 | 0.00 | 0.00 | 0.00 | 0.00 |
| 31.01001.00001.000 | National Assessment Systems for Basic Education | | | | | | | | | | | | |
| MOOE | 0.00 | 99,586.28 | 99,586.28 | 99,586.28 | 0.00 | 0.00 | 0.00 | 99,586.28 | 0.00 | 48,265.00 | 0.00 | 0.00 | 48,265.00 |
| Total | 0.00 | 99,586.28 | 99,586.28 | 99,586.28 | 0.00 | 0.00 | 0.00 | 99,586.28 | 0.00 | 48,265.00 | 0.00 | 0.00 | 48,265.00 |
| BASIC EDUCATION INPUTS PROGRAM | | | | | | | | | | | | | |
| 31.02001.00003.000 | (LTE-TVE) Learning Tools and Equipment | | | | | | | | | | | | |
| MOOE | 0.00 | 3,742,224.00 | 3,742,224.00 | 3,742,224.00 | 0.00 | 0.00 | 0.00 | 3,742,224.00 | 0.00 | 0.00 | 0.00 | 0.00 | 0.00 |
| Total | 0.00 | 3,742,224.00 | 3,742,224.00 | 3,742,224.00 | 0.00 | 0.00 | 0.00 | 3,742,224.00 | 0.00 | 0.00 | 0.00 | 0.00 | 0.00 |
| 31.02001.00004.000 | Textbooks and other Instructional Materials | | | | | | | | | | | | |
| MOOE | 0.00 | 118,399.00 | 118,399.00 | 8,399.00 | 0.00 | 0.00 | 110,000.00 | 118,399.00 | 36,000.00 | 0.00 | 0.00 | 0.00 | 36,000.00 |
| Total | 0.00 | 118,399.00 | 118,399.00 | 8,399.00 | 0.00 | 0.00 | 110,000.00 | 118,399.00 | 36,000.00 | 0.00 | 0.00 | 0.00 | 36,000.00 |
| 31.02001.00005.000 | Computerization Program | | | | | | | | | | | | |
| MOOE | 0.00 | 250.00 | 250.00 | 250.00 | 0.00 | 0.00 | 0.00 | 250.00 | 0.00 | 0.00 | 0.00 | 0.00 | 0.00 |
| Total | 0.00 | 250.00 | 250.00 | 250.00 | 0.00 | 0.00 | 0.00 | 250.00 | 0.00 | 0.00 | 0.00 | 0.00 | 0.00 |
| 31.02001.00006.000 | BEFF - Rehabilitation, Renovation, Repair of School Buildings and Water and Sanitation Facilities | | | | | | | | | | | | |
| CO | 0.00 | 657,745.64 | 657,745.64 | 657,745.64 | 0.00 | 0.00 | 0.00 | 657,745.64 | 0.00 | 657,000.00 | 0.00 | 0.00 | 657,000.00 |
| Total | 0.00 | 657,745.64 | 657,745.64 | 657,745.64 | 0.00 | 0.00 | 0.00 | 657,745.64 | 0.00 | 657,000.00 | 0.00 | 0.00 | 657,000.00 |
| INCLUSIVE EDUCATION PROGRAM | | | | | | | | | | | | | |
| 31.03001.00004.000 | Madrassa Education Program | | | | | | | | | | | | |
| MOOE | 0.00 | 7,740.91 | 7,740.91 | 7,740.91 | 0.00 | 0.00 | 0.00 | 7,740.91 | 2,065.00 | 5,675.91 | 0.00 | 0.00 | 7,740.91 |
| Total | 0.00 | 7,740.91 | 7,740.91 | 7,740.91 | 0.00 | 0.00 | 0.00 | 7,740.91 | 2,065.00 | 5,675.91 | 0.00 | 0.00 | 7,740.91 |
| 31.03001.00003.000 | (FLO - ADM) Flexible Learning Options - Alternative Delivery Mode (ADM) | | | | | | | | | | | | |
| MOOE | 0.00 | 17,881.54 | 17,881.54 | 17,881.54 | 0.00 | 0.00 | 0.00 | 17,881.54 | 0.00 | 0.00 | 0.00 | 0.00 | 0.00 |
| Total | 0.00 | 17,881.54 | 17,881.54 | 17,881.54 | 0.00 | 0.00 | 0.00 | 17,881.54 | 0.00 | 0.00 | 0.00 | 0.00 | 0.00 |
| 31.03001.00003.000 | (FLO - ALS) Flexible Learning Options - Alternative Learning System (ALS) | | | | | | | | | | | | |

CONSOLIDATED STATEMENT OF APPROPRIATIONS, ALLOTMENTS, OBLIGATIONS, DISBURSEMENTS AND BALANCES

For the Period: 01-Jan-25 30-Jun-25

FAAR No. 1
By Program/Project/Activity
By Allotment Class

Department: 07 - Department of Education
Agency: 001 - Office of the Secretary
Operating Unit: Division of Valenzuela
Division: Valenzuela City
Region: National Capital Region
Organizational Code (UACS): 070010813016
Funding Source Code: 01 102101

Regular Appropriations
Continuing Appropriations

| UACS CODE / PARTICULARS | CURRENT YEAR DISBURSEMENTS | | | | | BALANCES | | | UNPAID OBLIGATIONS | |
|---|--|------------------------------|-----------------------------------|----------------------------------|------------------------|------------------------------|--------------------------|-----------------------|----------------------------------|--|
| | 1st Qtr Ending March 31 | 2nd Qtr Ending June 30 | 3rd Qtr Ending September 30 | 4th Qtr Ending December 31 | Total Disbursements | Unreleased Appropriations | Unobligated Allotment | Due and Demandable | Not Yet Due and Demandable | |
| EDUCATION POLICY DEVELOPMENT PROGRAM | | | | | | | | | | |
| 310100100003000 | Basic Education Curriculum | | | | | | | | | |
| MOOE | 435,820.00 | 1,628,593.00 | 0.00 | 0.00 | 2,064,413.00 | 0.00 | 5,112,747.20 | 0.00 | 1,336,407.45 | |
| Total | 435,820.00 | 1,628,593.00 | 0.00 | 0.00 | 2,064,413.00 | 0.00 | 5,112,747.20 | 0.00 | 1,336,407.45 | |
| 310100100005000 | Development and Promotion of Campus Journalism | | | | | | | | | |
| MOOE | 0.00 | 0.00 | 0.00 | 0.00 | 0.00 | 0.00 | 6,862.88 | 0.00 | 0.00 | |
| Total | 0.00 | 0.00 | 0.00 | 0.00 | 0.00 | 0.00 | 6,862.88 | 0.00 | 0.00 | |
| 310100100001000 | National Assessment Systems for Basic Education | | | | | | | | | |
| MOOE | 0.00 | 48,265.00 | 0.00 | 0.00 | 48,265.00 | 0.00 | 51,321.28 | 0.00 | 0.00 | |
| Total | 0.00 | 48,265.00 | 0.00 | 0.00 | 48,265.00 | 0.00 | 51,321.28 | 0.00 | 0.00 | |
| BASIC EDUCATION INPUTS PROGRAM | | | | | | | | | | |
| 310200100003000 | (LTE-TVE) Learning Tools and Equipment | | | | | | | | | |
| MOOE | 0.00 | 0.00 | 0.00 | 0.00 | 0.00 | 0.00 | 3,742,224.00 | 0.00 | 0.00 | |
| Total | 0.00 | 0.00 | 0.00 | 0.00 | 0.00 | 0.00 | 3,742,224.00 | 0.00 | 0.00 | |
| 310200100004000 | Textbooks and other Instructional Materials | | | | | | | | | |
| MOOE | 36,000.00 | 0.00 | 0.00 | 0.00 | 36,000.00 | 0.00 | 82,399.00 | 0.00 | 0.00 | |
| Total | 36,000.00 | 0.00 | 0.00 | 0.00 | 36,000.00 | 0.00 | 82,399.00 | 0.00 | 0.00 | |
| 310200100005000 | Computerization Program | | | | | | | | | |
| MOOE | 0.00 | 0.00 | 0.00 | 0.00 | 0.00 | 0.00 | 250.00 | 0.00 | 0.00 | |
| Total | 0.00 | 0.00 | 0.00 | 0.00 | 0.00 | 0.00 | 250.00 | 0.00 | 0.00 | |
| 310200100006000 | BEFF - Rehabilitation, Renovation, Repair of School Buildings and Water and Sanitation Facilities | | | | | | | | | |
| CO | 0.00 | 0.00 | 0.00 | 0.00 | 0.00 | 0.00 | 745.64 | 0.00 | 657,000.00 | |
| Total | 0.00 | 0.00 | 0.00 | 0.00 | 0.00 | 0.00 | 745.64 | 0.00 | 657,000.00 | |
| INCLUSIVE EDUCATION PROGRAM | | | | | | | | | | |
| 310300100004000 | Madrasah Education Program | | | | | | | | | |
| MOOE | 2,065.00 | 5,675.91 | 0.00 | 0.00 | 7,740.91 | 0.00 | 0.00 | 0.00 | 0.00 | |
| Total | 2,065.00 | 5,675.91 | 0.00 | 0.00 | 7,740.91 | 0.00 | 0.00 | 0.00 | 0.00 | |
| 310300100003000 | (FLO - ADM) Flexible Learning Options - Alternative Delivery Mode (ADM) | | | | | | | | | |
| MOOE | 0.00 | 0.00 | 0.00 | 0.00 | 0.00 | 0.00 | 17,881.54 | 0.00 | 0.00 | |
| Total | 0.00 | 0.00 | 0.00 | 0.00 | 0.00 | 0.00 | 17,881.54 | 0.00 | 0.00 | |
| 310300100003000 | (FLO - ALS) Flexible Learning Options - Alternative Learning System (ALS) | | | | | | | | | |

CONSOLIDATED STATEMENT OF APPROPRIATIONS, ALLOTMENTS, OBLIGATIONS, DISBURSEMENTS AND BALANCES

FAR No. 1
By Program/Project/Activity
By Allotment Class

For the Period: 01-Jan-25 30-Jun-25

Department: 07 - Department of Education
Agency: 001 - Office of the Secretary
Operating Unit: Division of Valenzuela
Division: Valenzuela City
Region: National Capital Region
Organizational Code (UACS): 070010813016
Funding Source Code: 01 102101

Regular Appropriations
Continuing Appropriations

| UACS CODE / PARTICULARS | APPROPRIATIONS | | | ALLOTMENTS | | | | | CURRENT YEAR OBLIGATIONS | | | | | |
|---|--|--|-------------------------|---------------------|---------------------------------------|-------------|---------------|---------------------------|--------------------------|------------------------|-----------------------------|----------------------------|-------------------|---------------|
| | Authorized Appropriations | Adjustments (Transfer To)/From Realignment | Adjusted Appropriations | Allotments Received | Adjustments (Withdrawal, Realignment) | Transfer To | Transfer From | Adjusted Total Allotments | 1st Qtr Ending March 31 | 2nd Qtr Ending June 30 | 3rd Qtr Ending September 30 | 4th Qtr Ending December 31 | Total Obligations | |
| Total | MOOE | 0.00 | 618,909.89 | 618,909.89 | 362,453.69 | 0.00 | 0.00 | 256,456.20 | 618,909.89 | 316,240.40 | 282,605.20 | 0.00 | 0.00 | 598,845.60 |
| SUPPORT TO SCHOOLS AND LEARNERS PROGRAM | | | | | | | | | | | | | | |
| 310400100001000 | School-Based Feeding Program (SBFP) | | | | | | | | | | | | | |
| Total | MOOE | 0.00 | 5,126,472.97 | 5,126,472.97 | 5,126,472.97 | 0.00 | 0.00 | 0.00 | 5,126,472.97 | 4,043,147.48 | 334,479.48 | 0.00 | 0.00 | 4,377,626.96 |
| 310400100002000 | Operation of Schools - Elementary (Kindergarten to Grade 6) | | | | | | | | | | | | | |
| Total | MOOE | 0.00 | 639,000.00 | 639,000.00 | 0.00 | 0.00 | 0.00 | 639,000.00 | 639,000.00 | 0.00 | 0.00 | 0.00 | 0.00 | 0.00 |
| 310400100003000 | Operation of Schools - Junior High School (Grade 7 to Grade 10) | | | | | | | | | | | | | |
| Total | MOOE | 0.00 | 1,100,520.44 | 1,100,520.44 | 700,520.44 | 0.00 | 0.00 | 400,000.00 | 1,100,520.44 | 223,872.89 | 5,456.55 | 0.00 | 0.00 | 229,329.44 |
| 310400100004000 | Operation of Schools - Senior High School (Grade 11 to Grade 12) | | | | | | | | | | | | | |
| Total | MOOE | 0.00 | 1,085,464.16 | 1,085,464.16 | 498,464.16 | 0.00 | 0.00 | 587,000.00 | 1,085,464.16 | 47,956.76 | 90,776.65 | 0.00 | 0.00 | 138,733.41 |
| 310400100010000 | Grant of Cash Allowance | | | | | | | | | | | | | |
| Total | MOOE | 0.00 | 170,500.00 | 170,500.00 | 170,500.00 | 0.00 | 0.00 | 0.00 | 170,500.00 | 14,500.00 | 156,000.00 | 0.00 | 0.00 | 170,500.00 |
| EDUCATION HUMAN RESOURCE DEVELOPMENT PROGRAM | | | | | | | | | | | | | | |
| 310500100002000 | Teacher Quality and Development Program | | | | | | | | | | | | | |
| Total | MOOE | 0.00 | 19,500.00 | 19,500.00 | 0.00 | 0.00 | 0.00 | 19,500.00 | 19,500.00 | 0.00 | 0.00 | 0.00 | 0.00 | 0.00 |
| 310500100001000 | Human resource development for personnel in schools and learning centers | | | | | | | | | | | | | |
| Total | MOOE | 0.00 | 869,545.10 | 869,545.10 | 731,545.10 | 0.00 | 0.00 | 138,000.00 | 869,545.10 | 140,000.00 | 362,795.60 | 0.00 | 0.00 | 502,795.60 |
| Total - Regular Appropriations | | 0.00 | 25,878,236.49 | 25,878,236.49 | 15,681,724.52 | 0.00 | 0.00 | 10,196,511.97 | 25,878,236.49 | 5,918,326.53 | 5,164,398.84 | 0.00 | 0.00 | 11,082,725.37 |
| Total - Continuing Appropriations | | 0.00 | 25,878,236.49 | 25,878,236.49 | 15,681,724.52 | 0.00 | 0.00 | 10,196,511.97 | 25,878,236.49 | 5,918,326.53 | 5,164,398.84 | 0.00 | 0.00 | 11,082,725.37 |

CONSOLIDATED STATEMENT OF APPROPRIATIONS, ALLOTMENTS, OBLIGATIONS, DISBURSEMENTS AND BALANCES

FAR No. 1
By Program/Project/Activity
By Allotment Class

For the Period: 01-Jan-25 30-Jun-25

Department: 07 - Department of Education
Agency: 001 - Office of the Secretary
Operating Unit: Division of Valenzuela
Division: Valenzuela City
Region: National Capital Region
Organizational Code (UACS): 070010813016
Funding Source Code: 01 102101

Regular Appropriations
Continuing Appropriations

| UACS CODE / PARTICULARS | CURRENT YEAR DISBURSEMENTS | | | | | BALANCES | | UNPAID OBLIGATIONS | |
|--|---|------------------------------|-----------------------------------|----------------------------------|------------------------|------------------------------|--------------------------|-----------------------|----------------------------------|
| | 1st Qtr Ending March 31 | 2nd Qtr Ending June 30 | 3rd Qtr Ending September 30 | 4th Qtr Ending December 31 | Total Disbursements | Unreleased Appropriations | Unobligated Allotment | Due and Demandable | Net Yet Due and Demandable |
| MOOE | 268,713.00 | 330,132.60 | 0.00 | 0.00 | 598,845.60 | 0.00 | 20,064.29 | 0.00 | 0.00 |
| Total | 268,713.00 | 330,132.60 | 0.00 | 0.00 | 598,845.60 | 0.00 | 20,064.29 | 0.00 | 0.00 |
| SUPPORT TO SCHOOLS AND LEARNERS PROGRAM | | | | | | | | | |
| 310400100001000 | School-Based Feeding Program (SBFP) | | | | | | | | |
| MOOE | 117,192.28 | 4,260,434.68 | 0.00 | 0.00 | 4,377,626.96 | 0.00 | 748,846.01 | 0.00 | 0.00 |
| Total | 117,192.28 | 4,260,434.68 | 0.00 | 0.00 | 4,377,626.96 | 0.00 | 748,846.01 | 0.00 | 0.00 |
| 310400100002000 | Operation of Schools - Elementary (Kinder to Grade 6) | | | | | | | | |
| MOOE | 0.00 | 0.00 | 0.00 | 0.00 | 0.00 | 0.00 | 639,000.00 | 0.00 | 0.00 |
| Total | 0.00 | 0.00 | 0.00 | 0.00 | 0.00 | 0.00 | 639,000.00 | 0.00 | 0.00 |
| 310400100003000 | Operation of Schools - Junior High School (Grade 7 to Grade 10) | | | | | | | | |
| MOOE | 229,872.89 | 5,456.55 | 0.00 | 0.00 | 229,829.44 | 0.00 | 871,191.00 | 0.00 | 0.00 |
| Total | 229,872.89 | 5,456.55 | 0.00 | 0.00 | 229,829.44 | 0.00 | 871,191.00 | 0.00 | 0.00 |
| 310400100004000 | Operation of Schools - Senior High School (Grade 11 to Grade 12) | | | | | | | | |
| MOOE | 47,956.76 | 90,776.65 | 0.00 | 0.00 | 138,733.41 | 0.00 | 946,730.75 | 0.00 | 0.00 |
| Total | 47,956.76 | 90,776.65 | 0.00 | 0.00 | 138,733.41 | 0.00 | 946,730.75 | 0.00 | 0.00 |
| 310400100010000 | Grant of Cash Allowance | | | | | | | | |
| MOOE | 14,500.00 | 156,000.00 | 0.00 | 0.00 | 170,500.00 | 0.00 | 0.00 | 0.00 | 0.00 |
| Total | 14,500.00 | 156,000.00 | 0.00 | 0.00 | 170,500.00 | 0.00 | 0.00 | 0.00 | 0.00 |
| EDUCATION HUMAN RESOURCE DEVELOPMENT PROGRAM* | | | | | | | | | |
| 310500100002000 | Teacher Quality and Development Program | | | | | | | | |
| MOOE | 0.00 | 0.00 | 0.00 | 0.00 | 0.00 | 0.00 | 19,500.00 | 0.00 | 0.00 |
| Total | 0.00 | 0.00 | 0.00 | 0.00 | 0.00 | 0.00 | 19,500.00 | 0.00 | 0.00 |
| 310500100001000 | Human resource development for personnel in schools and learning centers | | | | | | | | |
| MOOE | 140,000.00 | 358,820.00 | 0.00 | 0.00 | 498,820.00 | 0.00 | 366,749.50 | 0.00 | 3,975.60 |
| Total | 140,000.00 | 358,820.00 | 0.00 | 0.00 | 498,820.00 | 0.00 | 366,749.50 | 0.00 | 3,975.60 |
| Total - Regular Appropriations | 1,731,185.43 | 7,330,851.89 | 0.00 | 0.00 | 9,062,037.32 | 0.00 | 14,795,511.12 | 0.00 | 2,020,688.05 |
| Total - Continuing Appropriations | 1,731,185.43 | 7,330,851.89 | 0.00 | 0.00 | 9,062,037.32 | 0.00 | 14,795,511.12 | 0.00 | 2,020,688.05 |

CONSOLIDATED STATEMENT OF APPROPRIATIONS, ALLOTMENTS, OBLIGATIONS, DISBURSEMENTS AND BALANCES

FAR No. 1
By Program/Project/Activity
By Allotment Class

For the Period: 01-Jan-25 30-Jun-25

Department: 07 - Department of Education
Agency: 001 - Office of the Secretary
Operating Unit: Division of Valenzuela
Division: Valenzuela City
Region: National Capital Region
Organizational Code (UACS): 070010813016
Funding Source Code: 01 102101

Regular Appropriations
Continuing Appropriations

| UACS CODE / PARTICULARS | APPROPRIATIONS | | | ALLOTMENTS | | | | CURRENT YEAR OBLIGATIONS | | | | | |
|-------------------------|---------------------------|--|-------------------------|---------------------|---------------------------------------|-------------|---------------|---------------------------|-------------------------|------------------------|-----------------------------|----------------------------|-------------------|
| | Authorized Appropriations | Adjustments (Transfer To)/From Realignment | Adjusted Appropriations | Allotments Received | Adjustments (Withdrawal, Realignment) | Transfer To | Transfer From | Adjusted Total Allotments | 1st Qtr Ending March 31 | 2nd Qtr Ending June 30 | 3rd Qtr Ending September 30 | 4th Qtr Ending December 31 | Total Obligations |
| Grand Total | 0.00 | 25,878,236.49 | 25,878,236.49 | 15,681,724.52 | 0.00 | 0.00 | 10,196,511.97 | 25,878,236.49 | 5,918,326.53 | 5,164,398.84 | 0.00 | 0.00 | 11,082,725.37 |
| MOOE | 0.00 | 25,220,490.85 | 25,220,490.85 | 15,023,978.88 | 0.00 | 0.00 | 10,196,511.97 | 25,220,490.85 | 5,918,326.53 | 4,507,398.84 | 0.00 | 0.00 | 10,425,725.37 |
| CO | 0.00 | 657,745.64 | 657,745.64 | 657,745.64 | 0.00 | 0.00 | 0.00 | 657,745.64 | 0.00 | 657,000.00 | 0.00 | 0.00 | 657,000.00 |

CONSOLIDATED STATEMENT OF APPROPRIATIONS, ALLOTMENTS, OBLIGATIONS, DISBURSEMENTS AND BALANCES

FAR No. 1
By Program/Project/Activity
By Allotment Class


For the Period: 01-Jan-25 — 30-Jun-25

Department: 07 - Department of Education
Agency: 001 - Office of the Secretary
Operating Unit: Division of Valenzuela
Division: Valenzuela City
Region: National Capital Region
Organizational Code (UACS): 070010813016
Funding Source Code: 01 102101


Regular Appropriations
Continuing Appropriations

| UACS CODE / PARTICULARS | CURRENT YEAR DISBURSEMENTS | | | | | BALANCES | | UNPAID OBLIGATIONS | |
|-------------------------|-------------------------------|------------------------------|-----------------------------------|----------------------------------|------------------------|------------------------------|--------------------------|-----------------------|----------------------------------|
| | 1st Qtr Ending March 31 | 2nd Qtr Ending June 30 | 3rd Qtr Ending September 30 | 4th Qtr Ending December 31 | Total Disbursements | Unreleased Appropriations | Unobligated Allotment | Due and Demandable | Not Yet Due and Demandable |
| Grand Total | 1,731,185.43 | 7,330,851.89 | 0.00 | 0.00 | 9,062,037.32 | 0.00 | 14,795,511.12 | 0.00 | 2,020,688.05 |
| MOOE | 1,731,185.43 | 7,330,851.89 | 0.00 | 0.00 | 9,062,037.32 | 0.00 | 14,794,765.48 | 0.00 | 1,363,688.05 |
| CO | 0.00 | 0.00 | 0.00 | 0.00 | 0.00 | 0.00 | 745.64 | 0.00 | 657,000.00 |

Certified Correct:


LANI D. AGMATA
Budget Officer III

Noted by:


NOEL D. BAGANO
OIC-Office of the SDS

CONSOLIDATED STATEMENT OF APPROPRIATIONS, ALLOTMENTS, OBLIGATIONS, DISBURSEMENTS AND BALANCES

FAR No. 1

By Program/Project/Activity
By Allotment Class

For the Period: 01-Jan-25 to 30-Jun-25

Department: 07 - Department of Education
 Agency: 001 - Office of the Secretary
 Operating Unit: Division of Valenzuela
 Division: Valenzuela City
 Region: National Capital Region
 Organizational Code (UACS): 070010813016
 Funding Source Code: 01 101406

Special Purpose Fund
Current Appropriations

| UACS CODE / PARTICULARS | APPROPRIATIONS | | | ALLOTMENTS | | | | | CURRENT YEAR OBLIGATIONS | | | | |
|---|---------------------------|--|-------------------------|---------------------|---------------------------------------|-------------|---------------|---------------------------|--------------------------|------------------------|-----------------------------|----------------------------|-----------------------|
| | Authorized Appropriations | Adjustments (Transfer To)/From Realignment | Adjusted Appropriations | Allotments Received | Adjustments (Withdrawal, Realignment) | Transfer To | Transfer From | Adjusted Total Allotments | 1st Qtr Ending March 31 | 2nd Qtr Ending June 30 | 3rd Qtr Ending September 30 | 4th Qtr Ending December 31 | Total Obligations |
| I. CURRENT YEAR BUDGET/APPROPRIATIONS | | | | | | | | | | | | | |
| General Administration and Support (GAS) | | | | | | | | | | | | | |
| 100000100001002 MPBF - General Management and Supervision - Division Office - Proper | | | | | | | | | | | | | |
| PS | 0.00 | 1,880,000.00 | 1,880,000.00 | 0.00 | 1,880,000.00 | 0.00 | 0.00 | 1,880,000.00 | 940,000.00 | 940,000.00 | 0.00 | 0.00 | 1,880,000.00 |
| Total | 0.00 | 1,880,000.00 | 1,880,000.00 | 0.00 | 1,880,000.00 | 0.00 | 0.00 | 1,880,000.00 | 940,000.00 | 940,000.00 | 0.00 | 0.00 | 1,880,000.00 |
| Support to Operations (STO) | | | | | | | | | | | | | |
| 200000100006000 MPBF - Learner Support Programs | | | | | | | | | | | | | |
| PS | 0.00 | 238,000.00 | 238,000.00 | 0.00 | 238,000.00 | 0.00 | 0.00 | 238,000.00 | 119,000.00 | 119,000.00 | 0.00 | 0.00 | 238,000.00 |
| Total | 0.00 | 238,000.00 | 238,000.00 | 0.00 | 238,000.00 | 0.00 | 0.00 | 238,000.00 | 119,000.00 | 119,000.00 | 0.00 | 0.00 | 238,000.00 |
| Operations | | | | | | | | | | | | | |
| EDUCATION POLICY DEVELOPMENT PROGRAM | | | | | | | | | | | | | |
| 310100100004000 MPBF - Curricular Programs, Learning Management Models, Standards and Strategy Development | | | | | | | | | | | | | |
| PS | 0.00 | 2,291,000.00 | 2,291,000.00 | 0.00 | 2,291,000.00 | 0.00 | 0.00 | 2,291,000.00 | 1,145,500.00 | 1,145,500.00 | 0.00 | 0.00 | 2,291,000.00 |
| Total | 0.00 | 2,291,000.00 | 2,291,000.00 | 0.00 | 2,291,000.00 | 0.00 | 0.00 | 2,291,000.00 | 1,145,500.00 | 1,145,500.00 | 0.00 | 0.00 | 2,291,000.00 |
| 310100100002000 MPBF - Policy and Research Program | | | | | | | | | | | | | |
| PS | 0.00 | 865,000.00 | 865,000.00 | 0.00 | 865,000.00 | 0.00 | 0.00 | 865,000.00 | 432,500.00 | 432,500.00 | 0.00 | 0.00 | 865,000.00 |
| Total | 0.00 | 865,000.00 | 865,000.00 | 0.00 | 865,000.00 | 0.00 | 0.00 | 865,000.00 | 432,500.00 | 432,500.00 | 0.00 | 0.00 | 865,000.00 |
| SUPPORT TO SCHOOLS AND LEARNERS PROGRAM | | | | | | | | | | | | | |
| 310400100002000 MPBF - Operation of Schools - Elementary (Kinder to Grade 6) | | | | | | | | | | | | | |
| PS | 0.00 | 112,840,000.00 | 112,840,000.00 | 0.00 | 112,840,000.00 | 0.00 | 0.00 | 112,840,000.00 | 4,452,387.19 | 70,195,660.97 | 0.00 | 0.00 | 74,648,048.16 |
| Total | 0.00 | 112,840,000.00 | 112,840,000.00 | 0.00 | 112,840,000.00 | 0.00 | 0.00 | 112,840,000.00 | 4,452,387.19 | 70,195,660.97 | 0.00 | 0.00 | 74,648,048.16 |
| 310400100003000 MPBF - Operation of Schools - Junior High School (Grade 7 to Grade 10) | | | | | | | | | | | | | |
| PS | 0.00 | 99,130,000.00 | 99,130,000.00 | 0.00 | 99,130,000.00 | 0.00 | 0.00 | 99,130,000.00 | 4,036,489.95 | 37,865,409.87 | 0.00 | 0.00 | 41,901,899.82 |
| Total | 0.00 | 99,130,000.00 | 99,130,000.00 | 0.00 | 99,130,000.00 | 0.00 | 0.00 | 99,130,000.00 | 4,036,489.95 | 37,865,409.87 | 0.00 | 0.00 | 41,901,899.82 |
| 310400100003000 MPBF - Operation of Schools - Senior High School (Grade 11 to Grade 12) | | | | | | | | | | | | | |
| PS | 0.00 | 20,851,000.00 | 20,851,000.00 | 0.00 | 20,851,000.00 | 0.00 | 0.00 | 20,851,000.00 | 2,503,518.87 | 15,752,832.58 | 0.00 | 0.00 | 18,256,351.45 |
| Total | 0.00 | 20,851,000.00 | 20,851,000.00 | 0.00 | 20,851,000.00 | 0.00 | 0.00 | 20,851,000.00 | 2,503,518.87 | 15,752,832.58 | 0.00 | 0.00 | 18,256,351.45 |
| Total - Special Purpose Fund | 0.00 | 238,095,000.00 | 238,095,000.00 | 0.00 | 238,095,000.00 | 0.00 | 0.00 | 238,095,000.00 | 13,629,396.01 | 126,450,903.42 | 0.00 | 0.00 | 140,080,299.43 |

CONSOLIDATED STATEMENT OF APPROPRIATIONS, ALLOTMENTS, OBLIGATIONS, DISBURSEMENTS AND BALANCES

FAR No. 1
By Program/Project/Activity
By Allotment Class

For the Period: 01-Jan-25 to 30-Jun-25

Department: 07 - Department of Education
Agency: 001 - Office of the Secretary
Operating Unit: Division of Valenzuela
Division: Valenzuela City
Region: National Capital Region
Organizational Code (UACS): 070010813016
Funding Source Code: 01 101406

Special Purpose Fund
Current Appropriations

| UACS CODE / PARTICULARS | CURRENT YEAR DISBURSEMENTS | | | | | BALANCES | | UNPAID OBLIGATIONS | |
|---|--|------------------------------|-----------------------------------|----------------------------------|------------------------|------------------------------|--------------------------|-----------------------|----------------------------------|
| | 1st Qtr Ending March 31 | 2nd Qtr Ending June 30 | 3rd Qtr Ending September 30 | 4th Qtr Ending December 31 | Total Disbursements | Unreleased Appropriations | Unobligated Allotment | Due and Demandable | Not Yet Due and Demandable |
| I. CURRENT YEAR BUDGET/APPROPRIATIONS | | | | | | | | | |
| General Administration and Support (GAS) | | | | | | | | | |
| 100000100001002 | MPBF - General Management and Supervision - Division Office - Proper | | | | | | | | |
| PS | 940,000.00 | 940,000.00 | 0.00 | 0.00 | 1,880,000.00 | 0.00 | 0.00 | 0.00 | 0.00 |
| Total | 940,000.00 | 940,000.00 | 0.00 | 0.00 | 1,880,000.00 | 0.00 | 0.00 | 0.00 | 0.00 |
| Support to Operations (STO) | | | | | | | | | |
| 200000100006000 | MPBF - Learner Support Programs | | | | | | | | |
| PS | 119,000.00 | 119,000.00 | 0.00 | 0.00 | 238,000.00 | 0.00 | 0.00 | 0.00 | 0.00 |
| Total | 119,000.00 | 119,000.00 | 0.00 | 0.00 | 238,000.00 | 0.00 | 0.00 | 0.00 | 0.00 |
| Operations | | | | | | | | | |
| EDUCATION POLICY DEVELOPMENT PROGRAM | | | | | | | | | |
| 310100100004000 | MPBF - Curricular Programs, Learning Management Models, Standards and Strategy Development | | | | | | | | |
| PS | 1,145,500.00 | 1,145,500.00 | 0.00 | 0.00 | 2,291,000.00 | 0.00 | 0.00 | 0.00 | 0.00 |
| Total | 1,145,500.00 | 1,145,500.00 | 0.00 | 0.00 | 2,291,000.00 | 0.00 | 0.00 | 0.00 | 0.00 |
| 310100100002000 | MPBF - Policy and Research Program | | | | | | | | |
| PS | 432,500.00 | 432,500.00 | 0.00 | 0.00 | 865,000.00 | 0.00 | 0.00 | 0.00 | 0.00 |
| Total | 432,500.00 | 432,500.00 | 0.00 | 0.00 | 865,000.00 | 0.00 | 0.00 | 0.00 | 0.00 |
| SUPPORT TO SCHOOLS AND LEARNERS PROGRAM | | | | | | | | | |
| 310400100002000 | MPBF - Operation of Schools - Elementary (Kinder to Grade 6) | | | | | | | | |
| PS | 4,452,387.19 | 70,195,660.97 | 0.00 | 0.00 | 74,648,048.16 | 0.00 | 38,191,951.84 | 0.00 | 0.00 |
| Total | 4,452,387.19 | 70,195,660.97 | 0.00 | 0.00 | 74,648,048.16 | 0.00 | 38,191,951.84 | 0.00 | 0.00 |
| 310400100003000 | MPBF - Operation of Schools - Junior High School (Grade 7 to Grade 10) | | | | | | | | |
| PS | 4,036,489.95 | 37,865,409.87 | 0.00 | 0.00 | 41,901,899.82 | 0.00 | 57,228,100.18 | 0.00 | 0.00 |
| Total | 4,036,489.95 | 37,865,409.87 | 0.00 | 0.00 | 41,901,899.82 | 0.00 | 57,228,100.18 | 0.00 | 0.00 |
| 310400100003000 | MPBF - Operation of Schools - Senior High School (Grade 11 to Grade 12) | | | | | | | | |
| PS | 2,503,518.87 | 15,752,832.58 | 0.00 | 0.00 | 18,256,351.45 | 0.00 | 2,594,648.55 | 0.00 | 0.00 |
| Total | 2,503,518.87 | 15,752,832.58 | 0.00 | 0.00 | 18,256,351.45 | 0.00 | 2,594,648.55 | 0.00 | 0.00 |
| Total - Special Purpose Fund | 13,629,396.01 | 126,450,903.42 | 0.00 | 0.00 | 140,080,299.43 | 0.00 | 98,014,700.57 | 0.00 | 0.00 |

CONSOLIDATED STATEMENT OF APPROPRIATIONS, ALLOTMENTS, OBLIGATIONS, DISBURSEMENTS AND BALANCES

FAR No. 1
By Program/Project/Activity
By Allotment Class

For the Period: 01-Jan-25 30-Jun-25

Department: 07 - Department of Education
Agency: 001 - Office of the Secretary
Operating Unit: Division of Valenzuela
Division: Valenzuela City
Region: National Capital Region
Organizational Code (UACS): 070010813016
Funding Source Code: 01 101406

Special Purpose Fund
Current Appropriations

| UACS CODE / PARTICULARS | APPROPRIATIONS | | | ALLOTMENTS | | | | CURRENT YEAR OBLIGATIONS | | | | | Total Obligations |
|--------------------------------------|---------------------------|--|-------------------------|---------------------|---------------------------------------|-------------|---------------|---------------------------|-------------------------|------------------------|-----------------------------|----------------------------|-----------------------|
| | Authorized Appropriations | Adjustments (Transfer To)/From Realignment | Adjusted Appropriations | Allotments Received | Adjustments (Withdrawal, Realignment) | Transfer To | Transfer From | Adjusted Total Allotments | 1st Qtr Ending March 31 | 2nd Qtr Ending June 30 | 3rd Qtr Ending September 30 | 4th Qtr Ending December 31 | |
| Total -Current Appropriations | 0.00 | 238,095,000.00 | 238,095,000.00 | 0.00 | 238,095,000.00 | 0.00 | 0.00 | 238,095,000.00 | 13,629,396.01 | 126,450,903.42 | 0.00 | 0.00 | 140,080,299.43 |
| Grand Total | 0.00 | 238,095,000.00 | 238,095,000.00 | 0.00 | 238,095,000.00 | 0.00 | 0.00 | 238,095,000.00 | 13,629,396.01 | 126,450,903.42 | 0.00 | 0.00 | 140,080,299.43 |
| PS | 0.00 | 238,095,000.00 | 238,095,000.00 | 0.00 | 238,095,000.00 | 0.00 | 0.00 | 238,095,000.00 | 13,629,396.01 | 126,450,903.42 | 0.00 | 0.00 | 140,080,299.43 |
| 01 MFO 01 | 0.00 | 0.00 | 0.00 | 0.00 | 0.00 | 0.00 | 0.00 | 0.00 | 0.00 | 0.00 | 0.00 | 0.00 | 0.00 |

CONSOLIDATED STATEMENT OF APPROPRIATIONS, ALLOTMENTS, OBLIGATIONS, DISBURSEMENTS AND BALANCES

FAR No. 1

For the Period: 01-Jan-25 30-Jun-25

By Program/Project/Activity
By Allotment Class

Department: 07 - Department of Education
Agency: 001 - Office of the Secretary
Operating Unit: Division of Valenzuela
Division: Valenzuela City
Region: National Capital Region
Organizational Code (UACS): 070010813016
Funding Source Code: 01 101406


Special Purpose Fund
Current Appropriations

| UACS CODE / PARTICULARS | CURRENT YEAR DISBURSEMENTS | | | | | BALANCES | | UNPAID OBLIGATIONS | |
|------------------------------|-------------------------------|------------------------------|-----------------------------------|----------------------------------|------------------------|------------------------------|--------------------------|-----------------------|----------------------------------|
| | 1st Qtr Ending March 31 | 2nd Qtr Ending June 30 | 3rd Qtr Ending September 30 | 4th Qtr Ending December 31 | Total Disbursements | Unreleased Appropriations | Unobligated Allotment | Due and Demandable | Not Yet Due and Demandable |
| Total-Current Appropriations | 13,629,396.01 | 126,450,903.42 | 0.00 | 0.00 | 140,080,299.43 | 0.00 | 98,014,700.57 | 0.00 | 0.00 |
| Grand Total | 13,629,396.01 | 126,450,903.42 | 0.00 | 0.00 | 140,080,299.43 | 0.00 | 98,014,700.57 | 0.00 | 0.00 |
| PS | 13,629,396.01 | 126,450,903.42 | 0.00 | 0.00 | 140,080,299.43 | 0.00 | 98,014,700.57 | 0.00 | 0.00 |
| MFO 01 | 0.00 | 0.00 | 0.00 | 0.00 | 0.00 | 0.00 | 0.00 | 0.00 | 0.00 |

Certified Correct:


LANI D. AGMATA
Budget Officer III

Noted by:


NOEL D. BAGANO
OIC-Office of the SDS